

BROOKINGS

Pakistan Index

Tracking Variables of
Reconstruction & Security

Ian S. Livingston and Michael O'Hanlon

November 29, 2011

**Brookings Tracks Reconstruction and Security
in Afghanistan, Iraq and Pakistan**

Afghanistan Index »

<http://www.brookings.edu/afghanistanindex>

Iraq Index »

<http://www.brookings.edu/iraqindex>

Pakistan Index »

<http://www.brookings.edu/pakistanindex>

TABLE OF CONTENTS

Security Indicators

Number of Monthly Attacks by Type, October 2008-Present	UPDATED 11.29.11	3
Monthly Fatalities as a Result of Attacks, by Group, October 2008-Present	UPDATED 11.29.11	3
Monthly Attacks by Province, January 2006-Present	UPDATED 11.29.11	4
Annual Number of Suicide Attacks by Province		4
Estimated Number of Insurgent Forces in Pakistan		5
Estimated Number of Al Qaeda Leaders and Fighters in Afghanistan and Pakistan		5
Pakistani Forces Deployed near the Afghanistan Border, 2001-2011		5
Annual Pakistani Defense Budget, in Total \$US and as % of GDP		6
Annual Number of Unmanned Drone Strikes in Pakistan, 2004-2011	UPDATED 11.29.11	6
Monthly Unmanned Drone Strikes in Pakistan, 2008-2011	UPDATED 11.29.11	7
Location of Drone Strikes by District, 2004-2011	UPDATED 11.29.11	7
Estimated Total Deaths from U.S. Drone Strikes in Pakistan, 2006-2011	UPDATED 11.29.11	8
Operations Conducted by the Pakistani Army, 2001-2010		8
Number of Military Posts along the Afghanistan/Pakistan Border		8
Pakistani Army Casualties, 2001-2011	UPDATED 11.29.11	9
Improvised Explosive Device (IED) Attacks and Deaths in Pakistan, 2006-2009		9
Journalists Killed in Pakistan Since 1992	UPDATED 11.29.11	9
Total Number of Internally Displaced in Pakistan, October 2009-Present		10
Estimated Number of Pakistani Citizens Affected by Monsoon Flooding in 2010		10
Registered Internally Displaced in Orakzai and Kurram (FATA), 2009-2010		11
Number of Pakistani Asylum Applications, 2001 through 2010		11
Logistical Supply Support to ISAF Provided by Pakistan, through 2009		11

Governance and Rule of Law Indicators

Pakistani Population and Demographic Information		12
Urban Population as Percent of Total Population in Pakistan		12
Number and Size of Housing Units with Availability of Household Items, by Province		13
Representation in the Pakistani National Assembly, by Province and Political Party		13
Representation in the Pakistani Senate, by Province and Political Party		13
Pakistan's Rank in Reporters Without Borders' Index of Press Freedom, 2002-2010		14
Pakistan's Rank in Transparency International's Corruption Perceptions Index, 2001-10		14
Pakistan's Rank in the Economic World Forum's Annual Global Competiveness Index	UPDATED 9.26.11	14

Economic & Quality of Life Indicators

Annual Real GDP Growth		15
Annual GDP Growth by Sector		15
Annual per Capita GDP at PPP, 2000-2011		16
Annual Inflation		16
Annual Exports & Imports of Goods and Services, as % of GDP		17

Annual Foreign Direct Investment, in Total \$US and as % of GDP	18
Foreign Direct Investment Inflows to Pakistan, 2001 through 2011	18
Foreign Direct Investment Inflows to Pakistan by Sector, 2001 through 2011	19
Total Labor Force in Pakistan, 1980-2008	19
Number of Civil Servants in Pakistan	20
New Businesses Registered in Pakistan, 2000-2009	20
Pakistan's Annual Development Program (ADP) Allocations for FATA by Sector, 2001-02 & 2005-06	20
Human Resources in Public Sector Healthcare, FATA	21
Annual Pakistani Government Spending on Education, as % of GDP and Total Budget, 2000-01 through 08-09	21
Total External Aid to Education in Pakistan, 1999-2000 and 2006-2007	21
Literacy Rate for All People Age 10 Years and Above, by Sex and Province	22
Primary Enrollment and Teaching Staff in Pakistan, 2003-2007	22
Secondary Enrollment and Teaching Staff in Pakistan, 2003-2007	23
Enrollment in Government Schools in Pakistan, Khyber Pakhtunkhwa and FATA	23
Estimated Growth Rate of Different Types of Schools in Pakistan	24
Telephones in Use by Type, 2002-2009	24
Internet Users per Every 100 People in Pakistan	25
Direct Overt U.S. Aid and Military Reimbursements to Pakistan, FY 2002-2012 UPDATED 9.26.11	25
International Aid Committed to Pakistan by Source, 2001-2010	26
International Aid Commitments to Pakistan by Type, 2001-2010	26
International Aid Commitments to Pakistan by Dedicated Province or District, 2001-2010	27
International Aid Commitments to Pakistan by Sector, 2001-2010	27

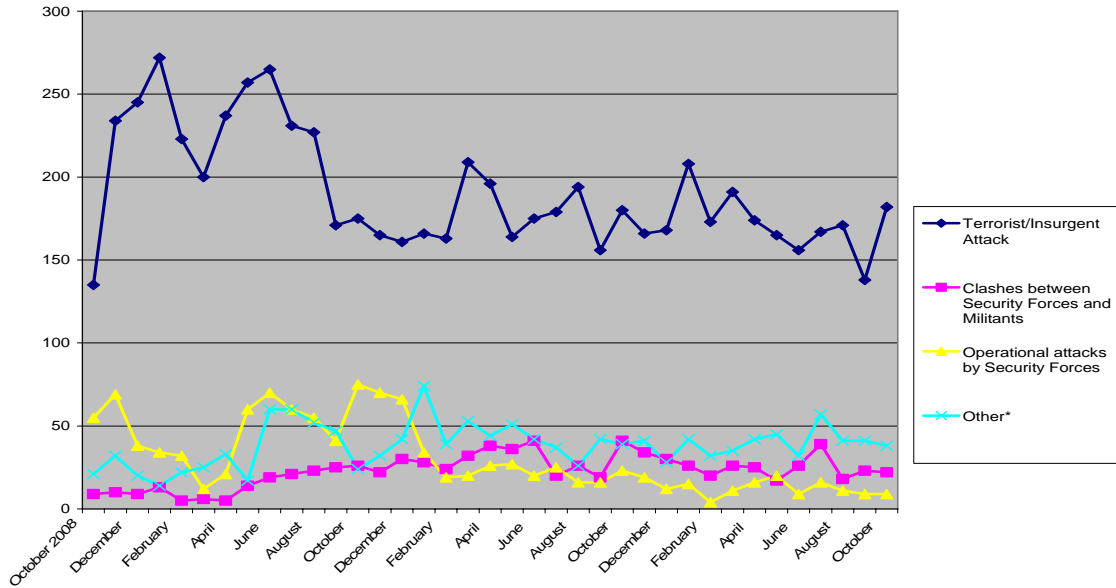
Polling & Public Opinion

Pakistani Public Opinion: Support for Campaign Against Extremists Wanes (Pew)	28
Public Opinion in Pakistan's Tribal Regions (New America Foundation/Terror Free Tomorrow)	31

For more information please contact Ian Livingston at ilivingston@brookings.edu

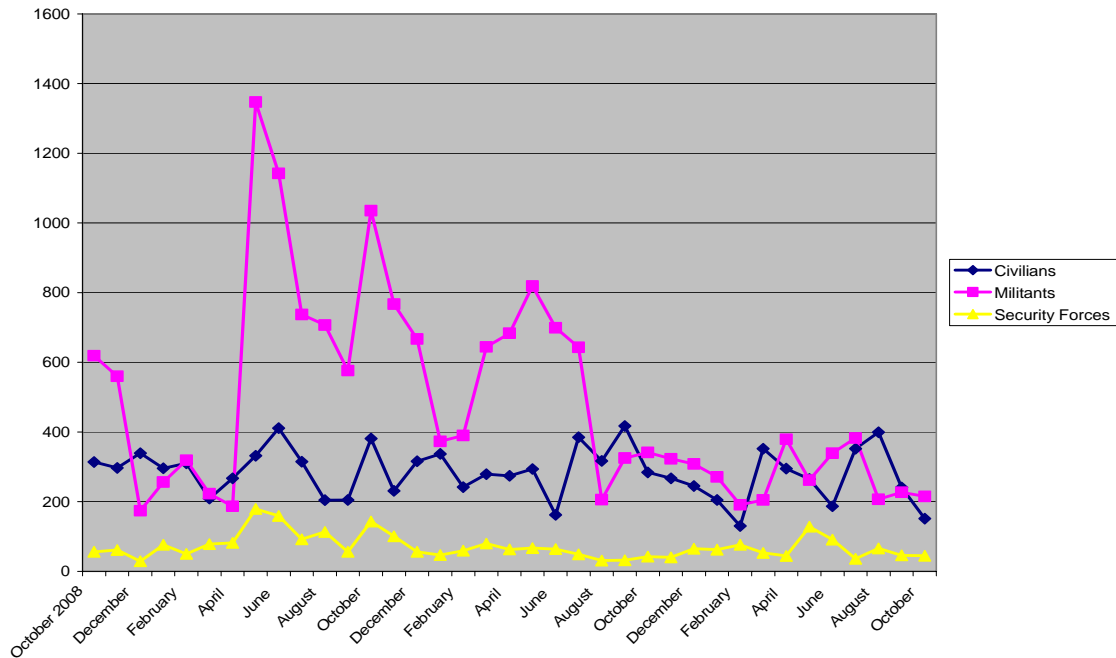
SECURITY INDICATORS

Number of Monthly Attacks by Type, October 2008-Present¹

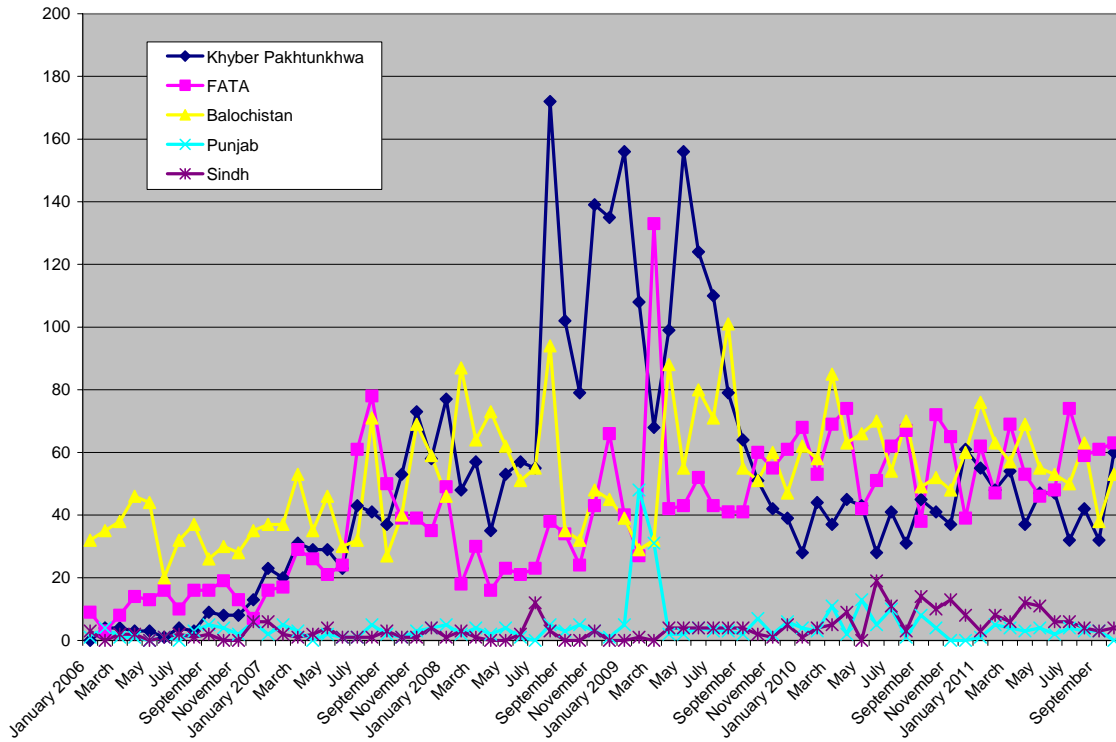


*"Other" includes ethnic & political violence, inter-tribal clashes and cross-border attacks. We have excluded drone attacks from the "other" category as it is covered later in the Index.

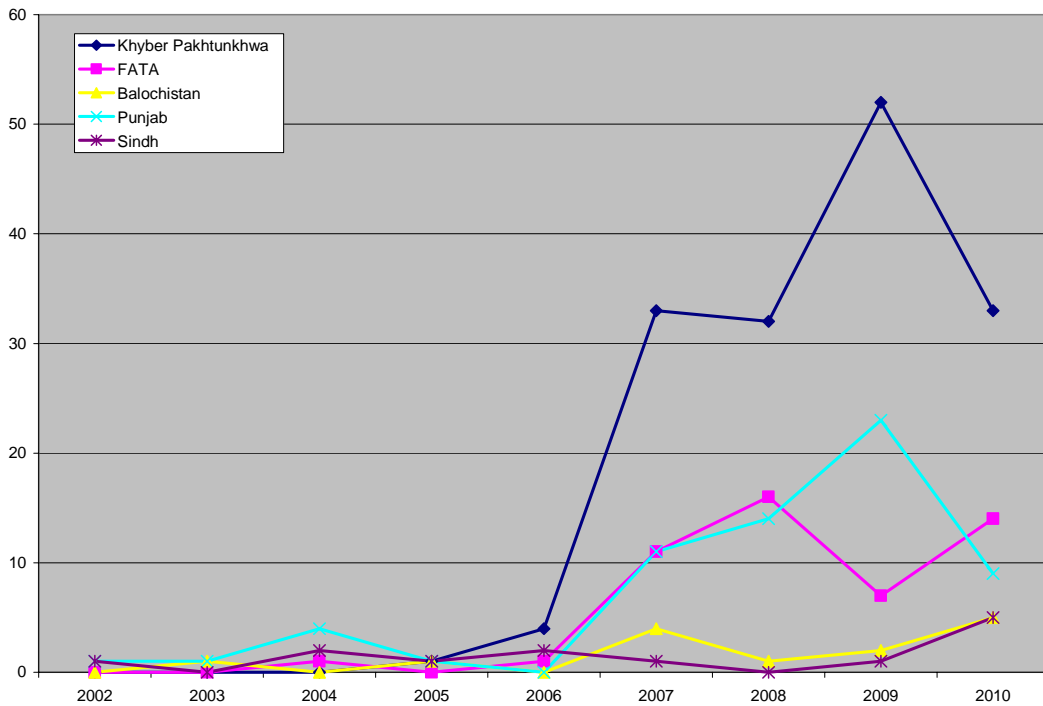
Monthly Fatalities as a Result of Attacks by Group, October 2008-Present²



Monthly Attacks by Province, January 2006-Present³



Annual Number of Suicide Attacks by Province, 2002-2010⁴



NOTE: In addition to the attacks noted above, two additional suicide attacks occurred in Azad Kashmir during 2009, bringing the yearly total to 87.

Estimated Number of Insurgent Forces in Pakistan⁵

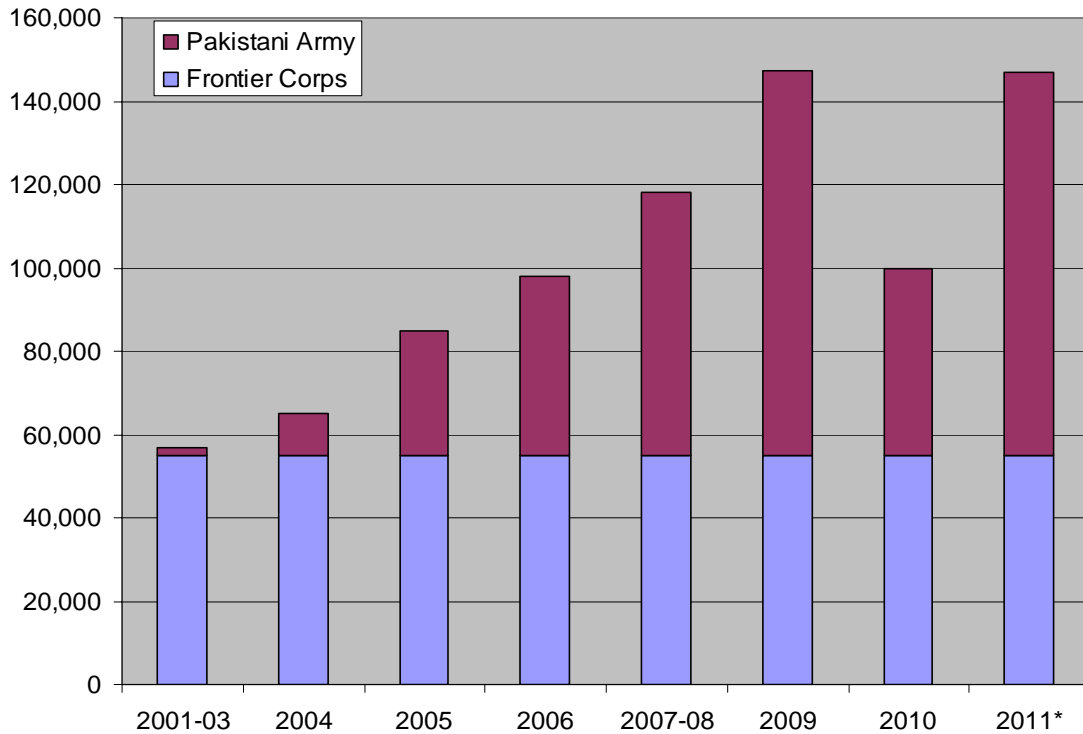
TOTAL TALIBAN FORCES	
Pakistani Taliban (Tehrik-e-Taliban) Forces	20,000-25,000
High End	100,000
Low End	10,000
Possible Additional Assets	
Punjabi Militants	2,000
Afghan Taliban	32,000-40,000
Uzbek Militants	1,000-2,000
al Qaeda's "Shadow Army"	8,000-12,000
Maximum Potential Forces	156,000
Minimum Potential Forces	30,000-40,000

Estimated Number of Al Qaeda Leaders and Fighters in Afghanistan and Pakistan⁶

	Summer 2011	Summer 2010
Afghanistan	50-80	50-100
Pakistan	N/A	~300

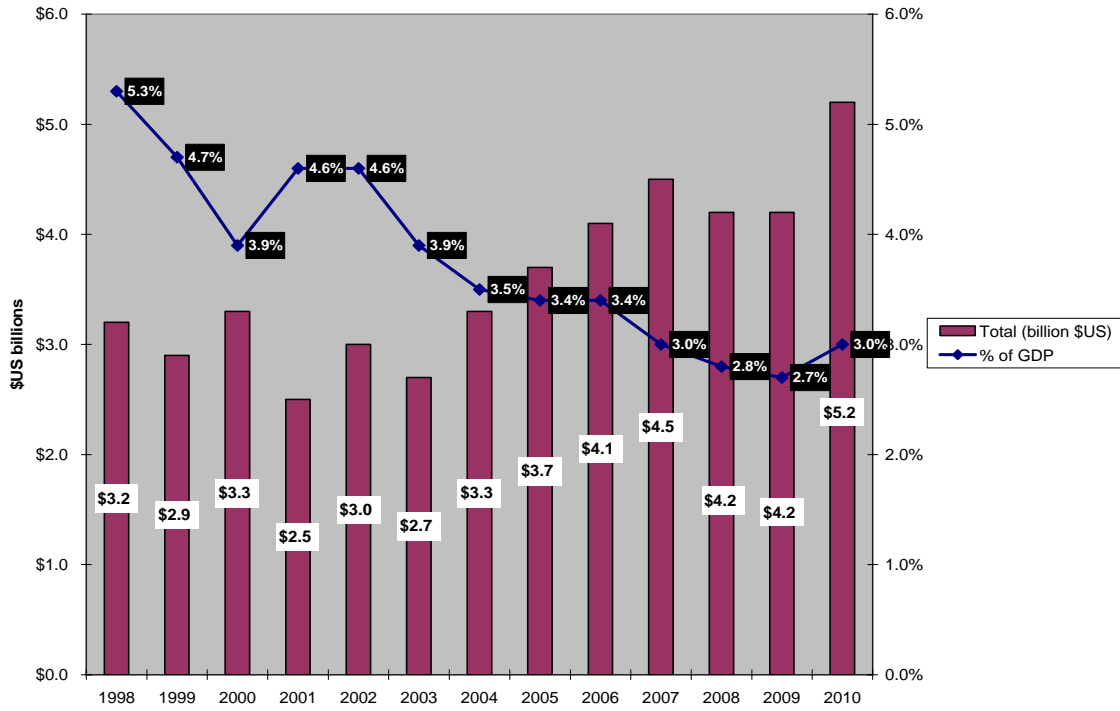
NOTE: Over half of Al Qaeda's leadership has been killed or captured through mid-2011.

Pakistani Forces Deployed to the Afghanistan Border, 2001-2011⁷

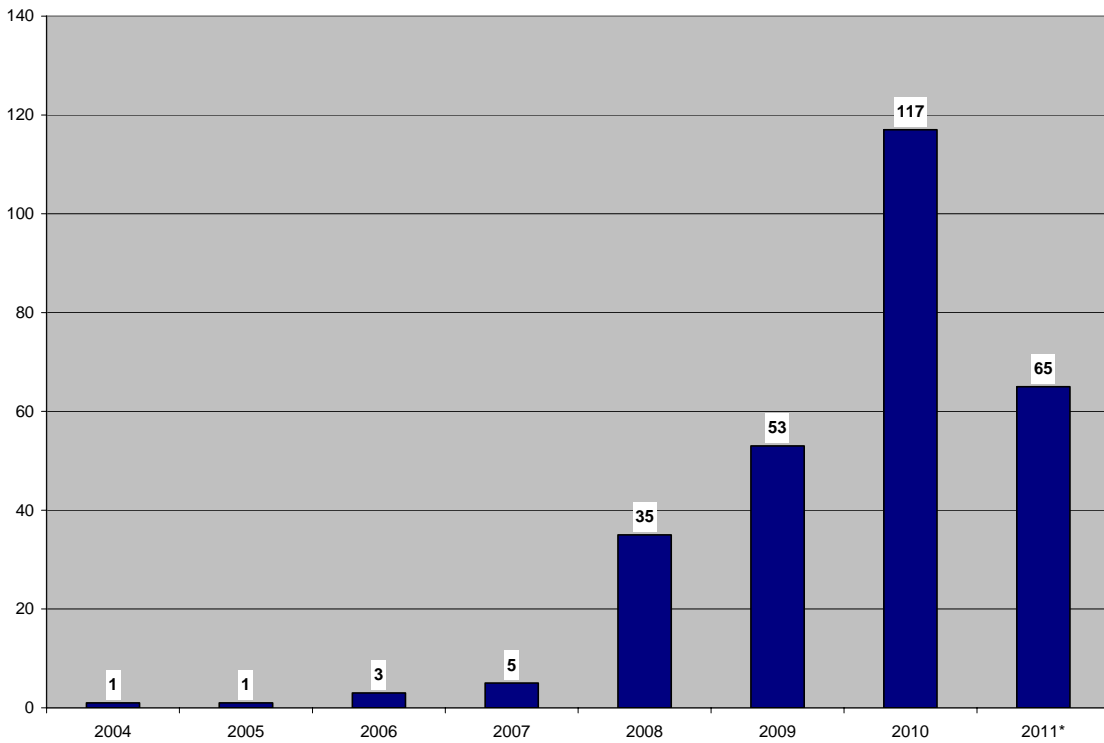


*As of first quarter 2011. Army forces were redeployed in the region during late 2010 to respond to Monsoon flooding during that summer.

Annual Pakistani Defense Budget, in Total \$US and as % of GDP⁸



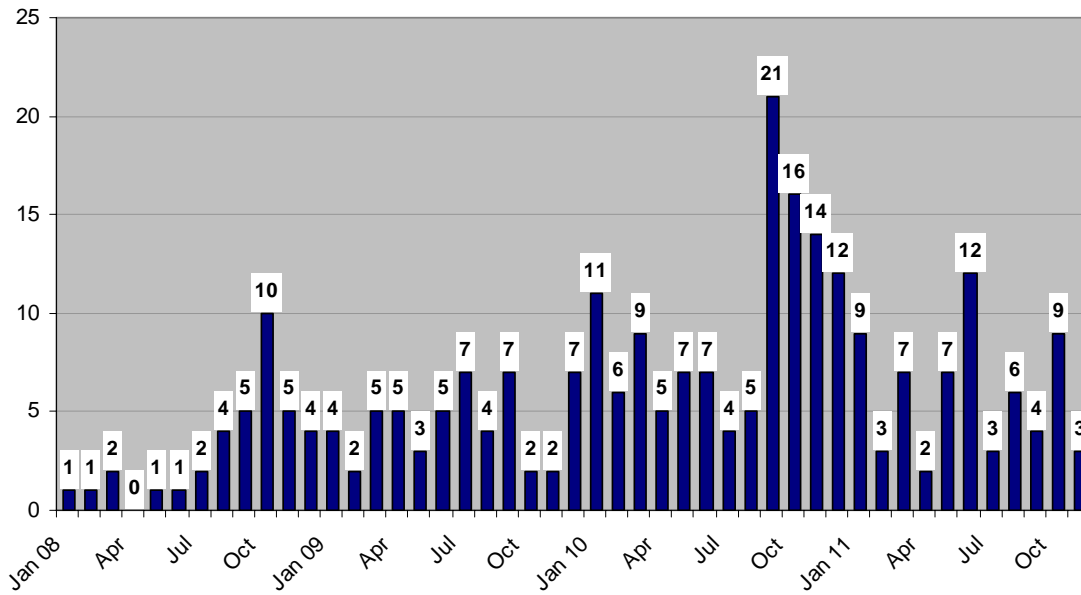
Annual Number of Unmanned Drone Strikes in Pakistan, 2004-2011⁹



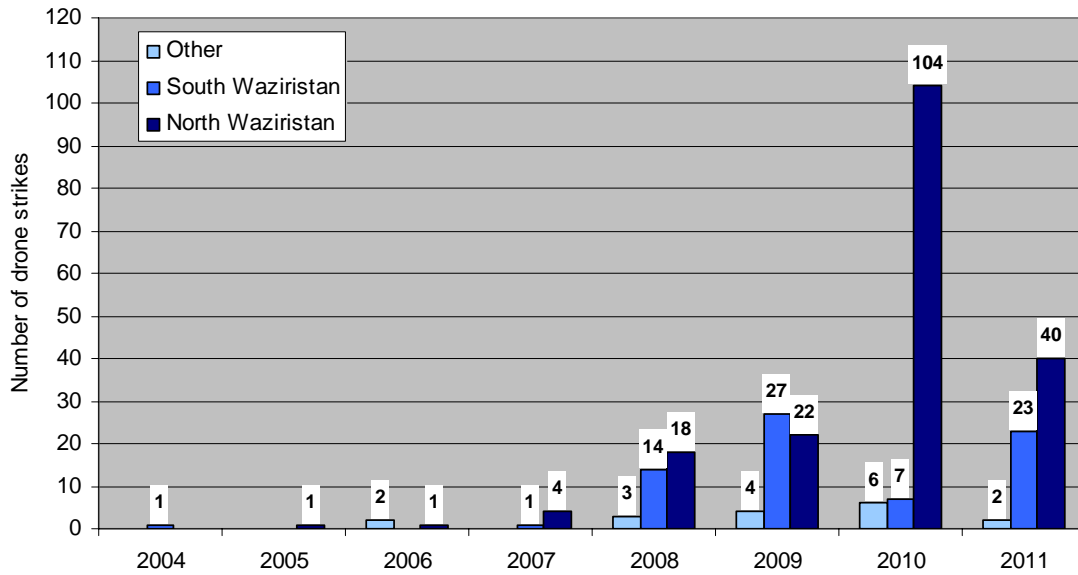
*Through publication date

NOTE: The first recorded Predator strike in Pakistan occurred in June 2004.

Monthly Unmanned Drone Strikes in Pakistan, 2008-2011¹⁰



Location of Drone Strikes by District, 2004-2011¹¹



Cumulative Total of Strikes and Percentage of Overall Strikes by District

North Waziristan	South Waziristan	Khyber	Bajaur	Bannu	Kurram	Orakzai
190	74	5	3	3	4	1
67.9%	26.4%	1.8%	1.1%	1.1%	1.4%	0.4%

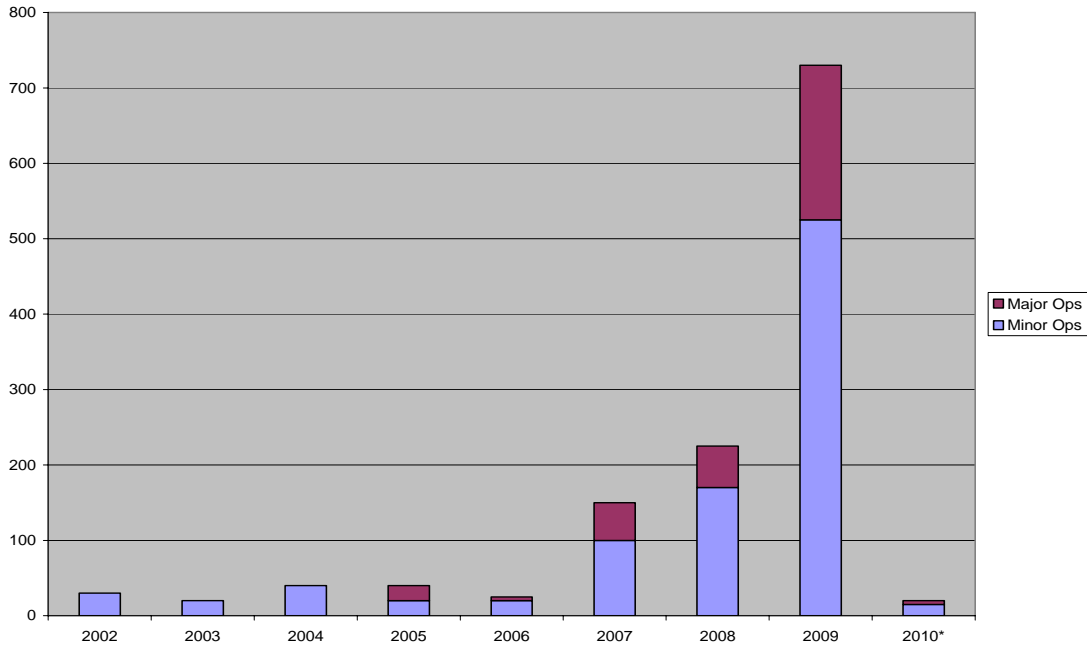
NOTE: Figures are cumulative from 2004-2011 (through publication date). All districts with the exception of Bannu (Khyber Pakhtunkhwa) are located in FATA.

Estimated Total Deaths from U.S. Drone Strikes in Pakistan, 2006-2011¹²

		DEATHS (low)	DEATHS (high)
2011*	All	378	536
	Militant	362	500
2010	All	607	993
	Militant	581	939
2009	All	368	724
	Militant	265	501
2008	All	273	313
	Militant	133	164
2004-07	All	89	112
	Militant	81	103
Total	All	1,717	2,680
	Militant	1,424	2,209

*Through November 16, 2011

Operations Conducted by the Pakistani Army, 2001-2010¹³

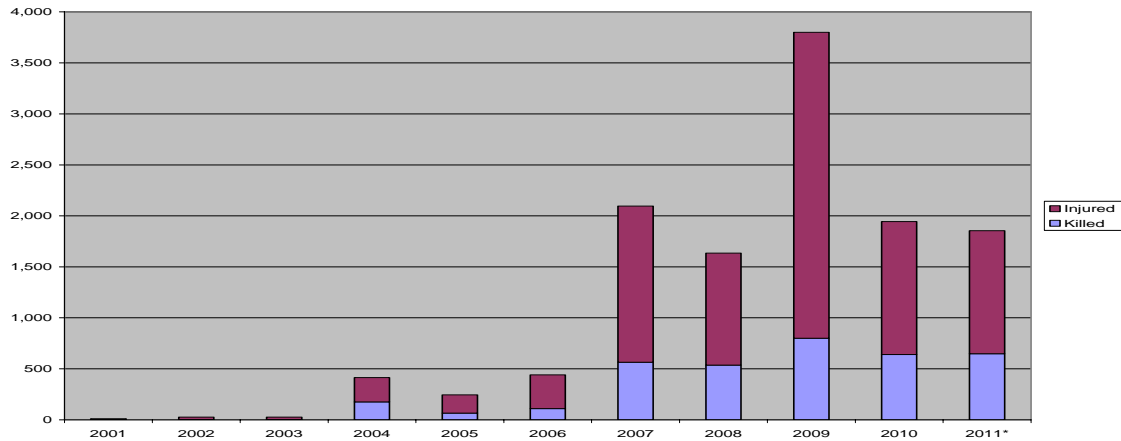


NOTE: Roughly 89% of all operations during the period were conducted from 2007-2009. *2010 numbers are through mid-February.

Number of Military Posts along the Afghanistan/Pakistan Border¹⁴

Date	Number of posts
2010	821

Pakistani Army Casualties, 2001-2011¹⁵

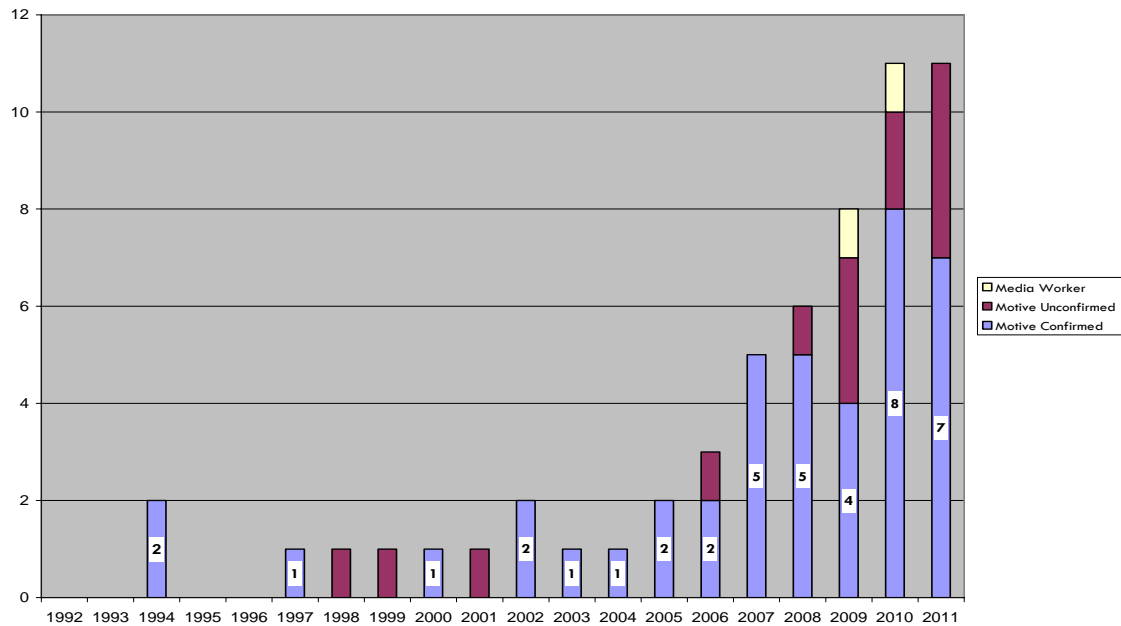


Numbers from 2001-2009 are from the Pakistani military. 2010-11 numbers are via The Pak Institute for Peace Studies and are through the month prior to current index.

Improvised Explosive Device (IED) Attacks and Deaths in Pakistan, 2006-2009¹⁶

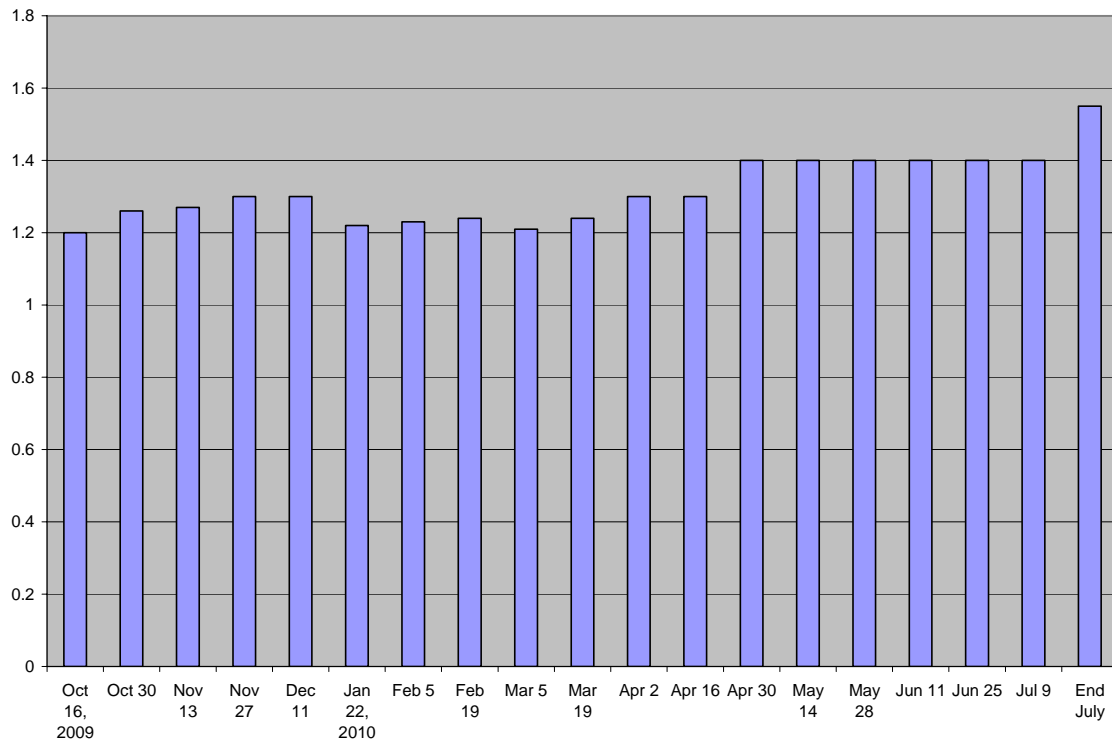
Year	IED Attacks	Deaths
2006	646	222
2007	1,046	376
2008	912	814
2009	1,308	1,104

Journalists Killed in Pakistan Since 1992¹⁷



NOTE: A total of 41 journalists have been killed "motive confirmed" since the Committee to Protect Journalists (CPJ) began tracking in 1992. Through November 2011, Pakistan has ranked in the top-5 deadliest countries for journalists each year since 2005, according to CPJ.

Total Number of Internally Displaced in Pakistan, October 2009-Present¹⁸



NOTE: As of May 2011, the Internal Displacement Monitoring Center reported roughly 1 million IDPs registered in FATA. For details on displacement from flooding in 2010, not captured here, see immediately below.

Estimated Number of Pakistani Citizens Affected by Monsoon Flooding in 2010¹⁹

	ESTIMATED PEOPLE
July 30, 2010	1,000,000
August 8, 2010	12,000,000
August 15, 2010	20,000,000
September 9, 2010	20,500,000

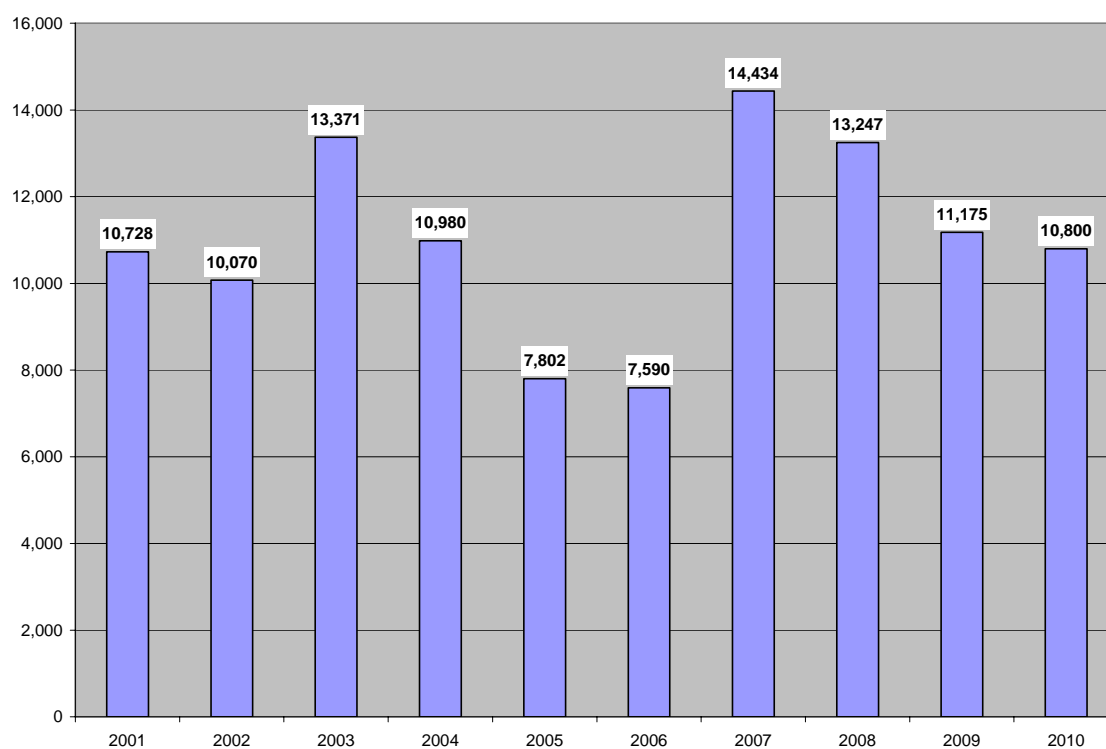
NOTE: In early December 2010, roughly 500,000 flood-affected people remained in camps for IDPs in Sindh, Balochistan and Punjab provinces. As of November 2010, at least 1,984 deaths and 2,946 injuries were reported from the flooding. In September, the United Nations estimated nearly 10 million people were without shelter and roughly 1.9 million homes were damaged or destroyed. In addition, at least 2.4 million hectares of crops were destroyed.

Registered Internally Displaced in Orakzai and Kurram (FATA), 2010²⁰

	ESTIMATED PEOPLE
January	117,000
February	135,000
March	167,900
April	289,182
May	328,224

NOTE: Monthly numbers are from the latest report available each month. OCHA reports that 71 percent of IDPs were from Orakzai and 29 percent from Kurram as of April 2, 2010. NADRA has verified 33,640 families or approximately 245,572 individuals as of May 28, 2010. Registration has been suspended since early June due to security concerns.

Number of Pakistani Asylum Applications, 2001 through 2010²¹



NOTE: In each year since 2007, several countries reported a range of 1-4 individuals as an asterisk rather than an actual number. These individuals were not included in the totals above and make up a very small additional number.

Logistical Supply Support to ISAF Provided through Pakistan, through 2009²²

Support type	Percentage of overall total
Container cargo	84% (less than .1% loss) <i>57,823 containers over the period</i>
Fuel	40%

NOTE: Numbers are cumulative for the period in which ISAF has required logistical support for its mission.

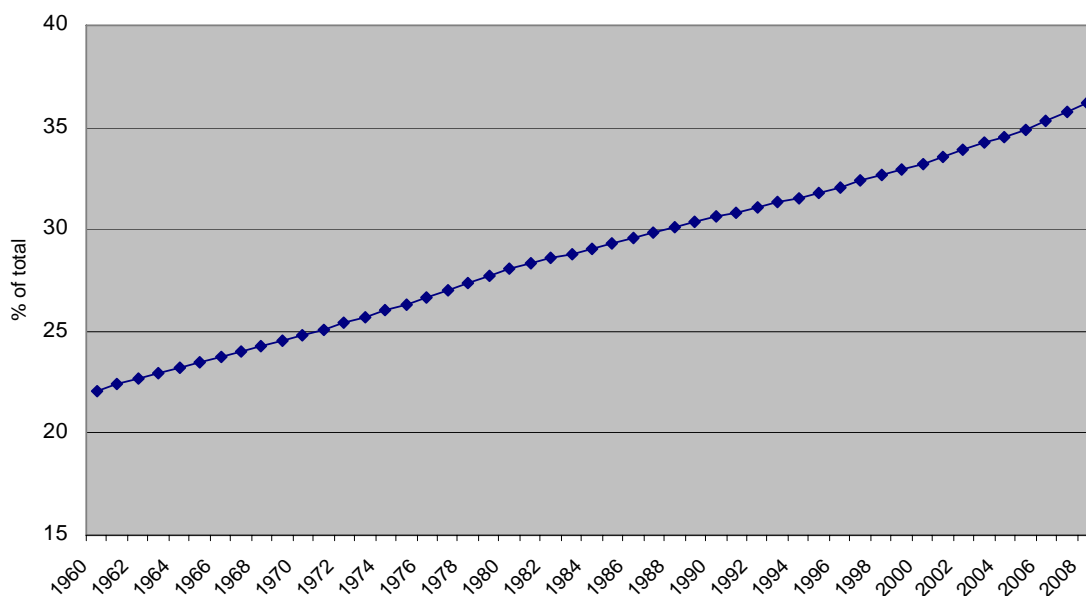
GOVERNANCE & RULE OF LAW INDICATORS

Pakistan Population and Demographic Information²³

	POPULATION (millions)	MALE	FEMALE
	176.2	90.0 (51%)	86.2 (49%)
ETHNICITY			
Punjabi	78.7 (45%)		
Pashtun	27.2 (15%)		
Sindhi	24.8 (14%)		
Sariaki	14.8 (8.4%)		
Muhagirs	13.3 (7.6%)		
Baloch	6.3 (3.5%)		
Other	11.1 (6.3%)		
AGE STRUCTURE			
0-14 Years	65.6 (37%)	33.7	31.9
15-64 Years	103.2 (59%)	52.8	50.4
64+ Years	7.4 (4%)	3.5	3.9
MEDIAN AGE	20.8 years	20.6 years	21.0 years

NOTE: Data is from the 2009 CIA World Factbook. The 2009 estimate for population growth is 1.95%. NationMaster population statistics indicate the current growth rate to be 1.99% across the country or 3.45% for urban and 1.87% for rural populations²⁴.

Urban Population as Percent of Total Population in Pakistan²⁵



Number and Size of Housing Units with Availability of Household Items, by Province²⁶

	Punjab	Sindh	KP	Balochistan	FATA	Islamabad	All Pakistan
Total Housing Units (000)	10,537	5,023	2,211	971	341	129	19,212
Persons per Housing Unit	6.9	6.0	8.0	6.7	9.3	6.2	6.8
% of Housing Units with:							
Electricity	72%	70%	72%	47%	62%	91%	70%
Gas for Cooking	18%	32%	10%	10%	1%	72%	20%
Television	37%	42%	25%	15%	28%	61%	35%
Radio	18%	30%	27%	40%	92%	43%	24%

NOTE: Data is based on the 1998 census.

Representation in the Pakistani National Assembly, by Province and Political Party²⁷

PROVINCE	Total Seats	PPP	PML(N)	PML (Q)	MQM	ANP	JUI (F)	IND	Other
Punjab	148	51	64	28				2	3
Sindh	61	33		4	19			1	4
KP	35	10	3	5		10	5	1	1
Balochistan	14	5		4			2	2	1
FATA	12							12	
Federal Capital	2		2						
TOTAL	272	99	70	41	19	10	6	18	9

Representation in the Pakistani Senate, by Province and Political Party²⁸

PROVINCE	Total Seats	PPP	PML(N)	PML (Q)	MQM	ANP	JUI (F)	IND	Other
Punjab	22	5	7	10					
Sindh	22	12		2	6		1		1
KP	22	5	3	3		6	3		5
Balochistan	22	3		4			5	3	7
FATA	8							8	
Federal Capital	4	2		2					
TOTAL	100	27	7	21	6	6	9	11	13

NOTE: Political candidates in FATA, regardless of unofficial ties and sympathies to political parties, are required to contest elections as independents.

Description of Pakistan's Main Political Parties

ANP	Awami National Party	The ANP is a secular Pashtun party that has its greatest following in the Pashtun dominated areas of the country. It is center-left and draws the majority of its support from the largest political party in Pakistan, it is center-left and draws the majority of its support from Khyber Pakhtunkhwa as well as Pashtun areas of Balochistan.
PPP	Pakistani People's Party	its base in Sindh province as well as Punjab. Includes current President Asif Ali Zardari and Prime Minister Yousaf Raza Gillani.
PML (N)	Pakistani Muslim League-Jamiat Ulama-e-Islam-Fazal	Founded by a former prime minister, the PML(N) espouses a strict adherence to Islamic principles. It is a conservative party with a focus on social and economic issues. It has a long history of participation in Pakistani politics. In 2001, members of the National Assembly in the province of Punjab formed a coalition of opposition parties called the Muttahida Majlis-e-Amal (MMA), to take part in the most recent general elections in 2008. After having won 33 seats in the National Assembly in the 2002 general elections representing Khyber Pakhtunkhwa and Balochistan, prior to elections to the National Assembly in 2008, the PML(Q) broke away from the PML(N) in 2001, prior to elections to the National Assembly in 2002. Formerly, the PML(Q) was a coalition of liberal and conservative parties. However, Musharraf never became an official member, preferring to keep the office of President non-partisan and neutral.
PML (Q)	Pakistani Muslim League-Quaid	
MQM	Muttahida Qaumi Movement	A secular and liberal party, its constituency is rooted in Muslims who immigrated from India following the formation of the Pakistani state in 1947. The vast majority of its influence is focused in Sindh province, particularly the provincial capital Karachi.

Pakistan's Rank in Reporters without Borders' Index of Press Freedom, 2002-2010²⁹

YEAR	SCORE	RANK	NUMBER OF COUNTRIES SURVEYED
2010	56.2	151	178
2009	65.7	159	175
2008	54.9	152	173
2007	64.8	152	169
2006	70.3	157	168
2005	60.8	150	167
2004	61.8	150	167
2003	39.0	128	166
2002	44.7	119	139

NOTE ON INDEX OF PRESS FREEDOM TABLE: The Index is based on a questionnaire with 50 criteria for assessing the state of press freedom in each country. It includes every kind of violation directly affecting journalists (such as murders, imprisonment, physical attacks and threats) and news media (censorship, confiscation issues, searches and harassment). In addition to taking into account abuses attributable to the state, those carried out by armed militias, clandestine organizations or pressure groups are also considered.

The lower the score attained, the higher the degree of press freedom in that respective country. Although there is no specific information given regarding how the overall score was compiled, the top-rated countries for 2007 received an overall score of 0.75, with the median receiving a score of 25.3. The overall average score for the 2007 Index was 31.5.

Pakistan's Rank in Transparency International's Annual Corruption Perceptions Index (CPI), 2001-2010³⁰

YEAR	RANK	NUMBER OF COUNTRIES SURVEYED
2010	143	178
2009	139	180
2008	134	180
2007	138	180
2006	142	163
2005	144	158
2004	129	145
2003	92	133
2002	77	102
2001	79	91

NOTE: The CPI is a composite index that draws on 14 expert opinion surveys. It scores countries on a scale from zero to ten, with zero indicating high levels of perceived corruption and ten indicating low levels of perceived corruption. Due to a lack of reliable data, Afghanistan was not included in the CPI survey for the years 2006.

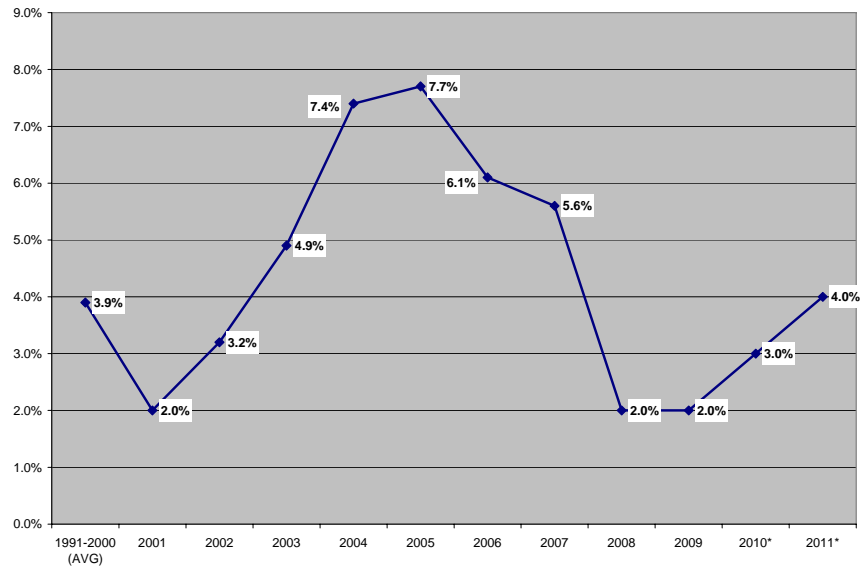
Pakistan's Rank in the World Economic Forum's Annual Global Competitiveness Index (GCI)³¹

YEAR	RANK	NUMBER OF COUNTRIES SURVEYED
2011-12	118	142
2010-11	123	139
2009-10	101	133
2008-09	101	134
2007-08	92	131
2006-07	83	122
2005-06	91	125
2004-05	94	117

NOTE: The GCI attempts to measure a nation's global competitiveness by providing a mirror image of a nation's economic environment and its ability to achieve sustained levels of prosperity and growth. Data is drawn from two sources: international hard data sources and the Executive Opinion Survey. For 2011-12, approximately 15,000 surveys were completed by business executives from 142 countries.

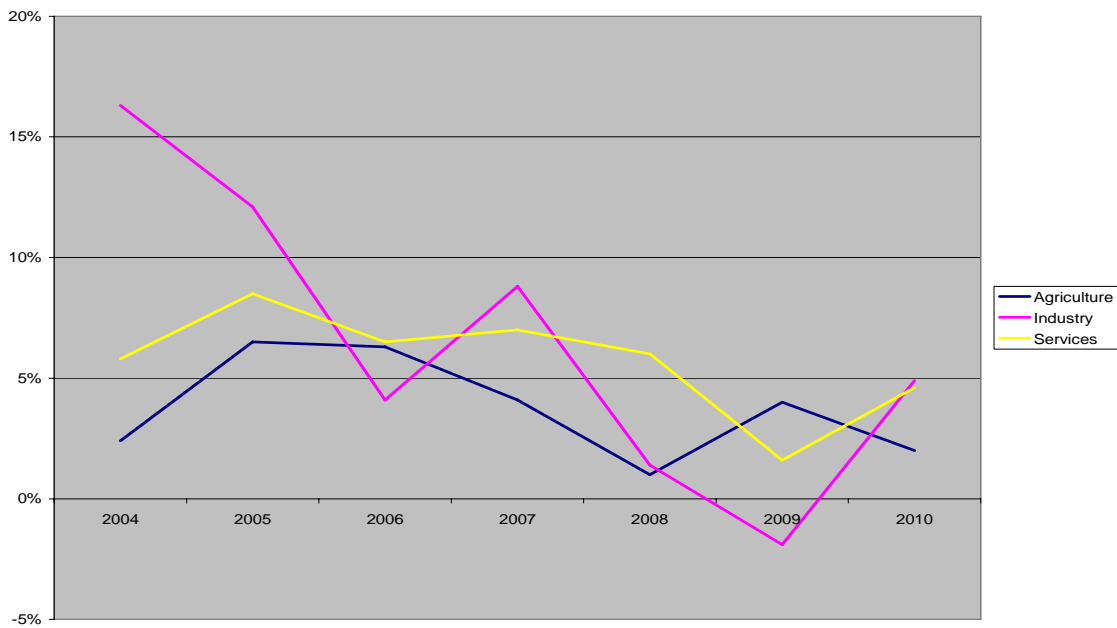
ECONOMIC & QUALITY OF LIFE INDICATORS

Annual Real GDP Growth Rate³²

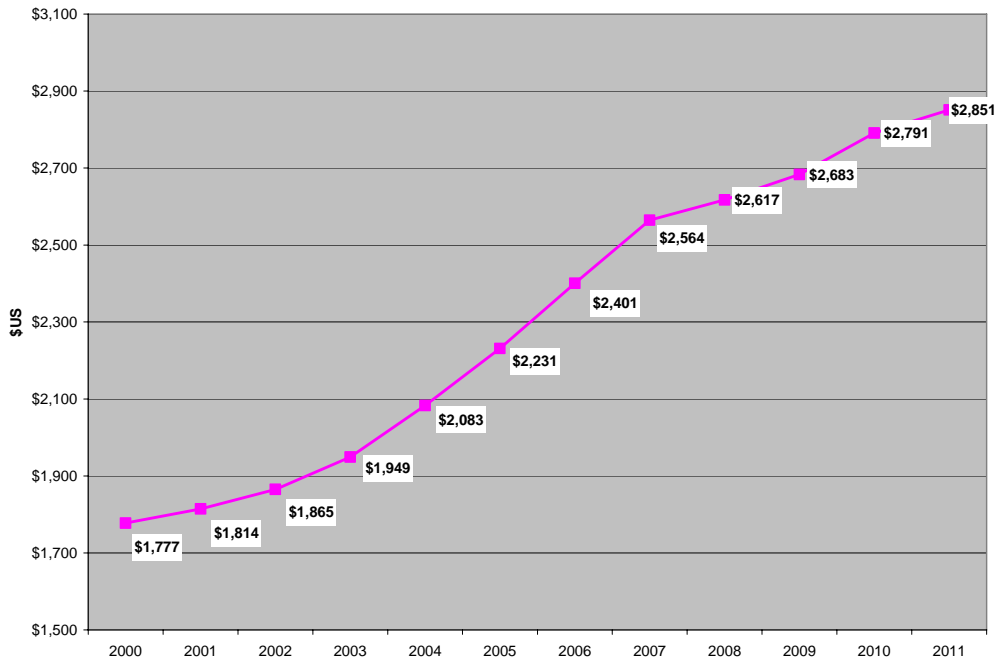


*Figures based at least in part on estimates

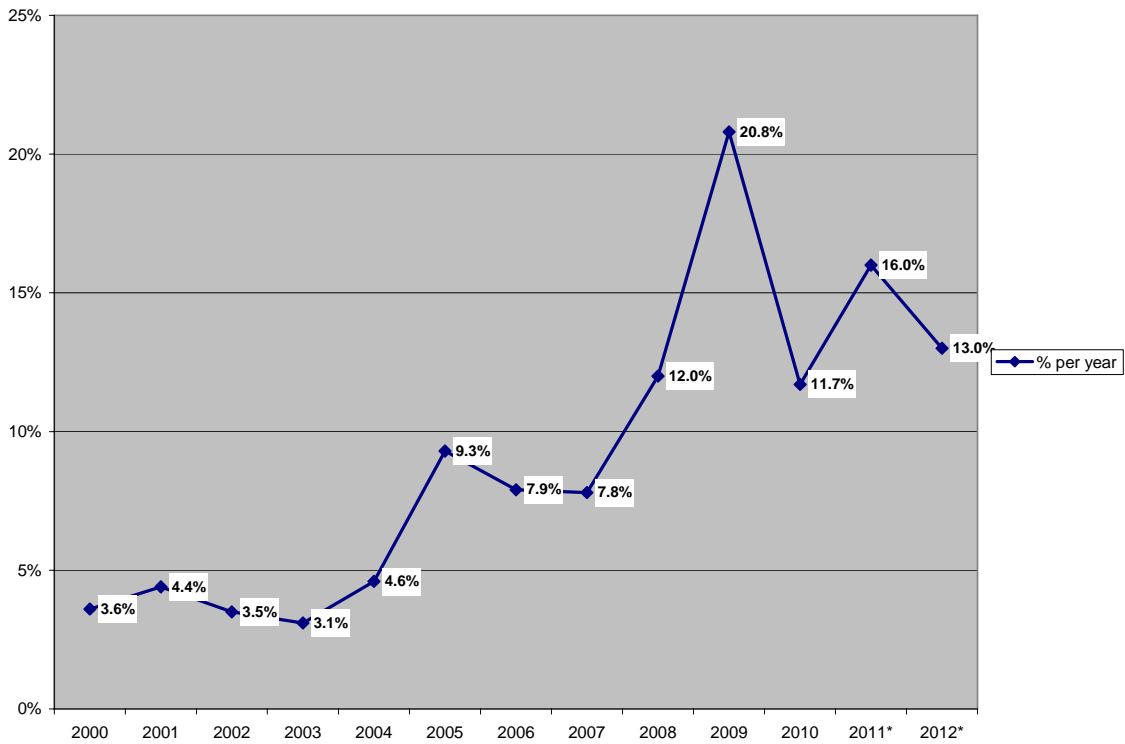
Annual GDP Growth by Sector³³



Annual Per Capita GDP at PPP, 2000-2011 ³⁴

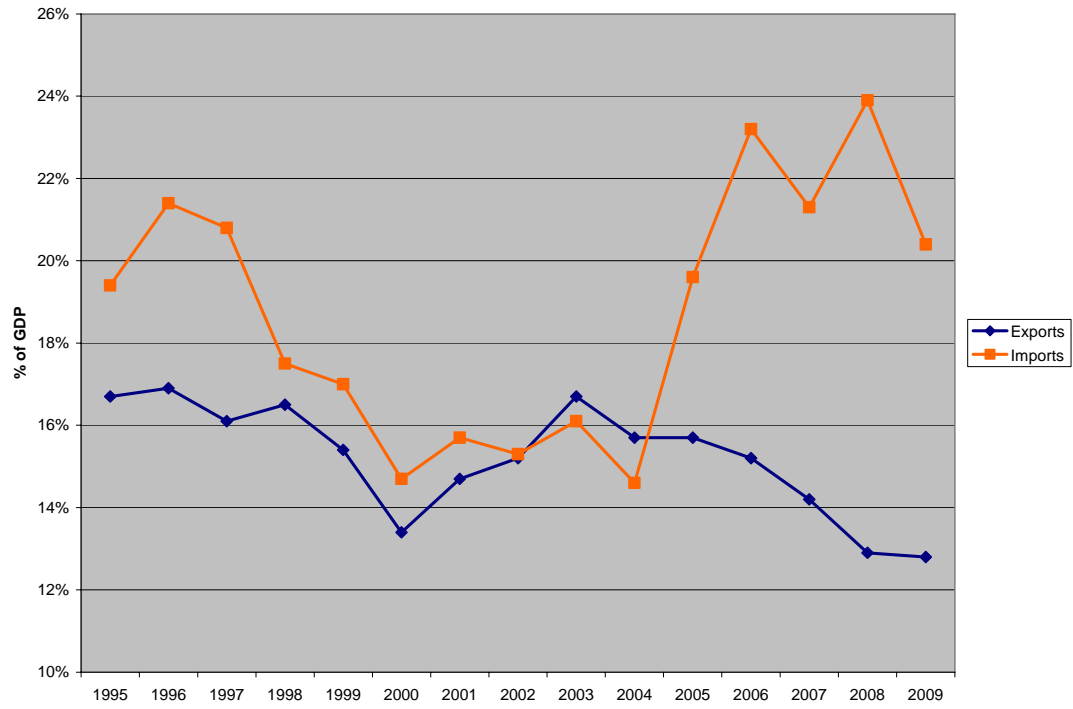


Annual Inflation ³⁵

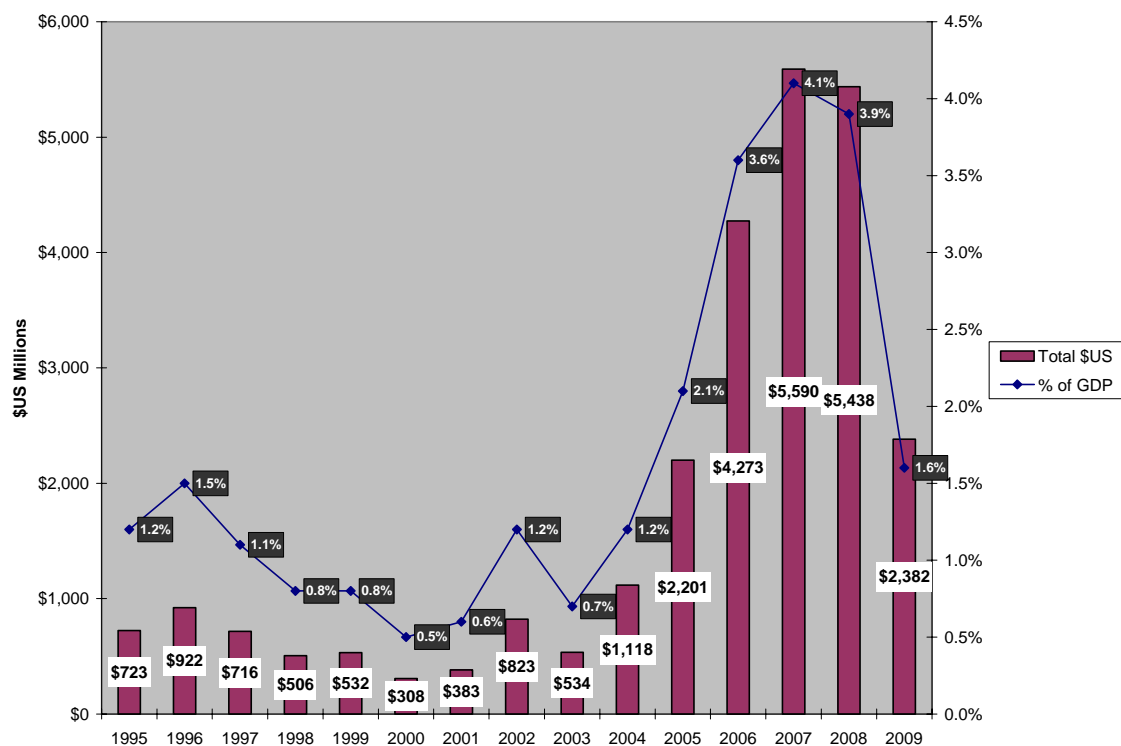


*Forecast

Annual Exports & Imports of Goods and Services, as % of GDP³⁶



Annual Foreign Direct Investment, in Total \$US and as % of GDP³⁷



Foreign Direct Investment Inflows to Pakistan, 2001 through 2011³⁸

Country	2000-01	2001-02	2002-03	2003-04	2004-05	2005-06	2006-07	2007-08	2008-09	2009-10	2010-11 Jul-May
USA	93	326	212	238	326	517	913	1309	870	468	211
UK	91	30	219	65	182	244	860	460	263	295	179
U.A.E	5	22	120	135	368	1425	662	589	178	243	269
Japan	9	6	14	15	45	57	64	131	74	27	3
Hong Kong	4	3	6	6	32	24	33	340	156	10	124
Switzerland	4	7	3	205	138	171	175	169	227	171	41
Saudi Arabia	57	1	44	7	18	278	104	46	(92)	(134)	6
Germany	16	11	4	7	13	29	79	70	77	53	19
Korea(South)	4	0	0	1	1	2	2	1	2	2	2
Norway		0	0	147	31	253	25	275	101	0	(48)
China	42	0	3	14	0	2	712	14	(101)	(4)	47
Others		77	174	109	369	522	1512	2005	1964	1020	542
Total	322	485	798	949	1524	3521	5140	5410	3720	2151	1392
Privatization Proceeds	-	127	176	199	363	1540	266	133	0	0	0
FDI Excluding Pvt. Proceeds	322	357	622	750	1161	1981	4873	5277	3720	2151	1392

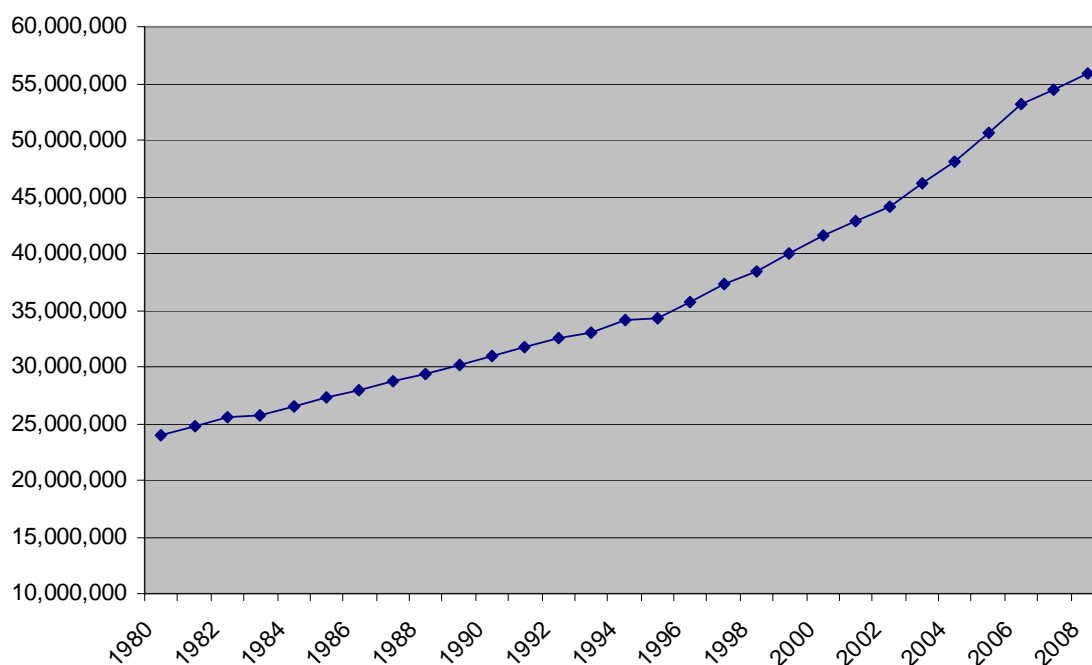
NOTE: Numbers above are in U.S. \$ millions. July-May 2011 witnessed a 29.7% decrease in FDI including Privatization Proceeds as compared to July-May 2010. Pakistan's Fiscal Year runs from July 1 till June 30.

Foreign Direct Investment Inflows to Pakistan by Sector, 2001 through 2011³⁹

Sector	2000-01	2001-02	2002-03	2003-04	2004-05	2005-06	2006-07	2007-08	2008-09	2009-10	2010-11 Jul-May
Oil & Gas	80.7	268.2	186.8	202.4	193.8	312.7	545.1	634.8	775	740.6	433
Financial Business	(34.9)	3.6	207.4	242.1	269.4	329.2	930.3	1,864.90	707.4	163	217
Textiles	4.6	18.5	26.1	35.4	39.3	47	59.4	30.1	36.9	27.8	21.9
Trade	13.2	34.2	39.1	35.6	52.1	118	172.1	175.9	166.6	117	46.8
Construction	12.5	12.8	17.6	32	42.7	89.5	157.1	89	93.4	101.6	59
Power	39.9	36.4	32.8	(14.2)	73.4	320.6	193.4	70.3	130.6	(120.6)	132.3
Chemical	20.3	10.6	86.1	15.3	51	62.9	46.1	79.3	74.3	112.1	36.2
Transport	45.2	21.4	87.4	8.8	10.6	18.4	30.2	74.2	93.2	132	62.2
Communication (IT&Telecom)	NA	12.8	24.3	221.9	517.6	1,937.70	1,898.70	1,626.80	879.1	291	(14.4)
Others	140.9	66.2	90.4	170.1	274	285	1,107.20	764.5	763.4	586.3	398.3
Total	322.4	484.7	798	949.4	1,523.90	3,521.00	5,139.60	5,409.80	3,719.90	2,150.80	1,392.30
Privatisation Proceeds	-	127.4	176	198.8	363	1,540.30	266.4	133.2	0	0	0
FDI Excluding Pvt. Proceeds	322.4	357.3	622	750.6	1160.9	1980.7	4873.2	5,276.60	3,719.90	2,150.80	1,392.30

NOTE: Numbers above are in U.S. \$ millions. Pakistan's Fiscal Year runs from July 1 till June 30.

Total Labor Force in Pakistan, 1980-2008⁴⁰

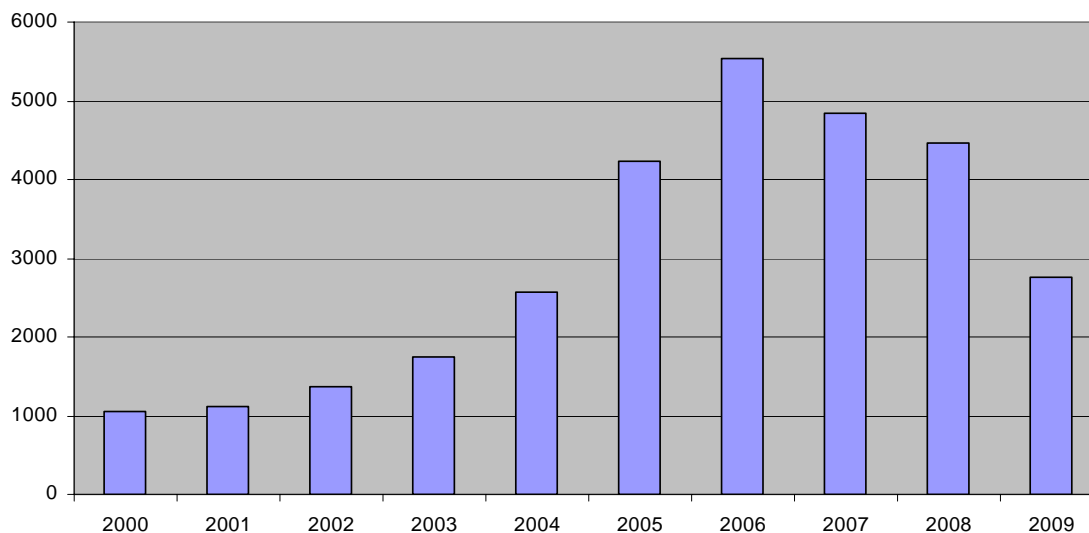


NOTE: Total labor force comprises people ages 15 and older who meet the International Labour Organization definition of the economically active population: all people who supply labor for the production of goods and services during a specified period. It includes both the employed and the unemployed.

Number of Civil Servants in Pakistan⁴¹

Date	Number of posts
2010	2.4 million (out of a rough 170 million total pop)

New Businesses Registered in Pakistan, 2000-2009⁴²



Pakistan's Annual Development Program (ADP) Allocations for FATA by Sector, 2001-02 & 2005-06⁴³

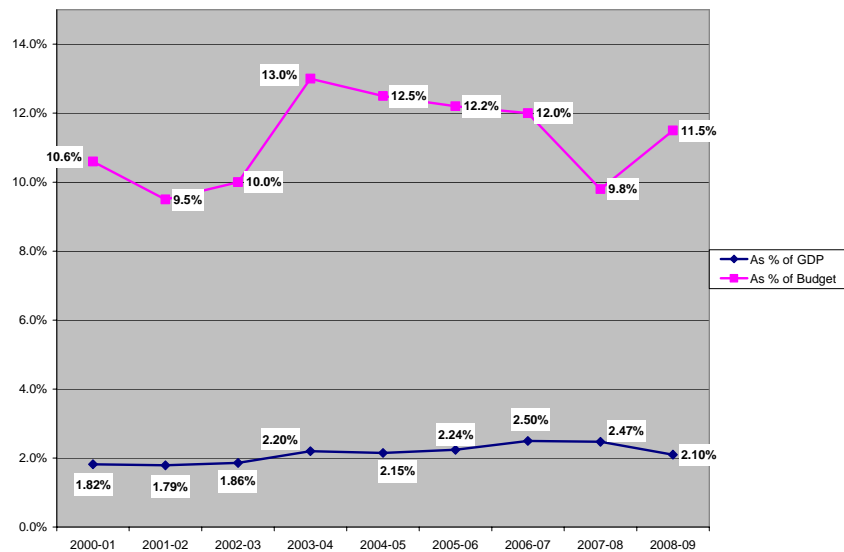
SECTOR	AMOUNT (million rupees)		% Change
	2001-02	2005-06	
Education	N/A	1,103	-
Health	456	993	118%
Water supply & sanitation	119	354	197%
Rural development	20	36	80%
Agriculture	10	133	1230%
Livestock & poultry	56	172	207%
Forestry	127	288	127%
Fisheries	1	6	500%
Irrigation, water management & power	30	565	1783%
Roads & bridges	303	686	126%
Physical planning & housing	53	180	240%
Industry	2	3	50%
Mining	3	88	2833%
TOTAL	1,180	4,607	290%

Human Resources in Public Sector Healthcare, FATA⁴⁴

POSITION	ALLOCATED	OCCUPIED (%)
Specialist	66	65
Medical Officer	435	88
Female	48	44
Dental Surgeon	28	96
Nurse	182	87
Lady Health Visitor	280	91
Medical Technician	453	91
Non-Technical	2,232	97

NOTE: There are no private hospitals in FATA, although services are offered by private doctors.

Annual Pakistani Government Spending on Education, as % of GDP and Total Budget, 2000-01 through 2008-09



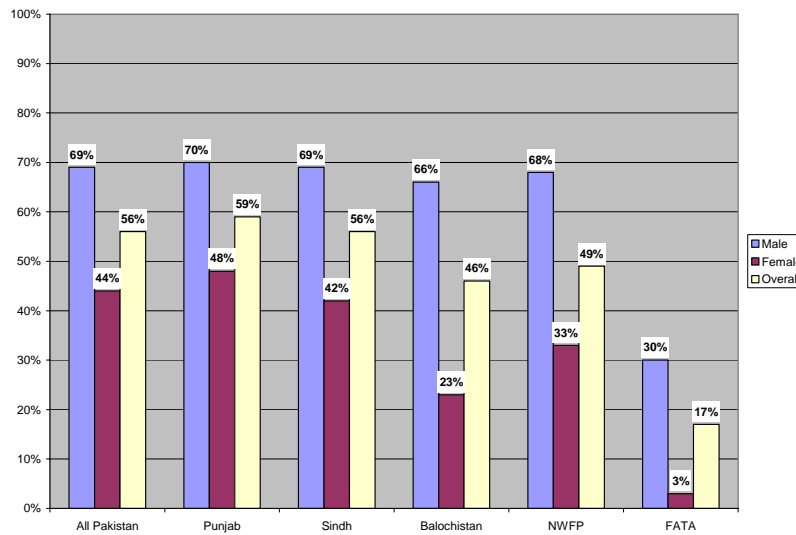
NOTE: The United Nations Educational, Scientific and Cultural Organization (UNESCO) recommends that 4% of GDP be spent on education. On September 9, 2009, the Pakistani cabinet approved a policy to raise annual budget allocations for education to 7% of GDP by 2015.⁴⁵

Total External Aid to Education in Pakistan, 2006-2007⁴⁶

Year	Aid (U.S. \$ millions)
1999-2000 (avg)	\$31
2006	\$296
2007	\$316

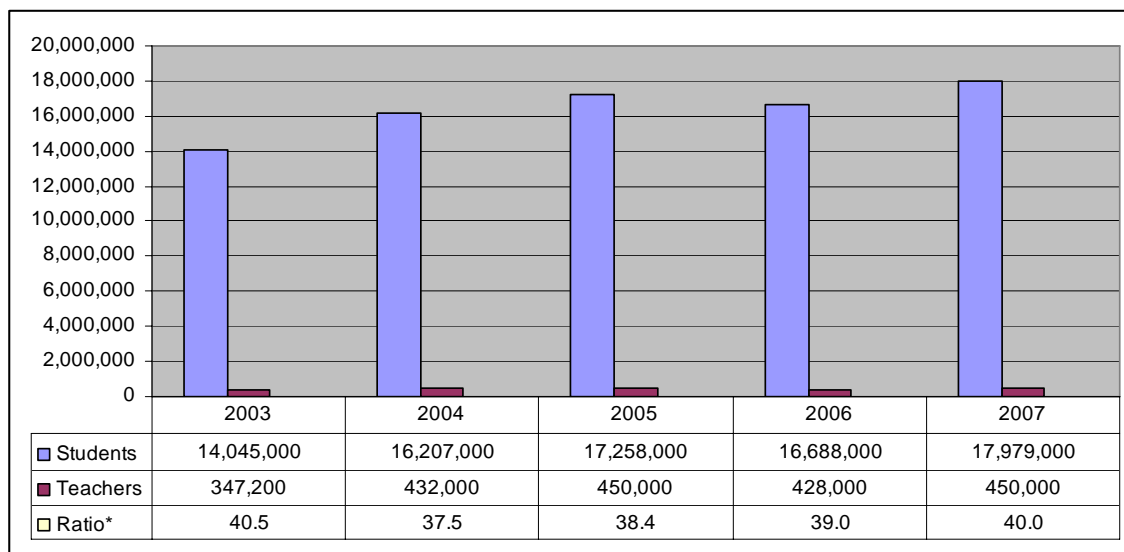
NOTE: Figures are aggregate numbers as given by bilateral and multilateral donors.

Literacy Rate for All People Age 10 Years and Above, by Sex and Province⁴⁷



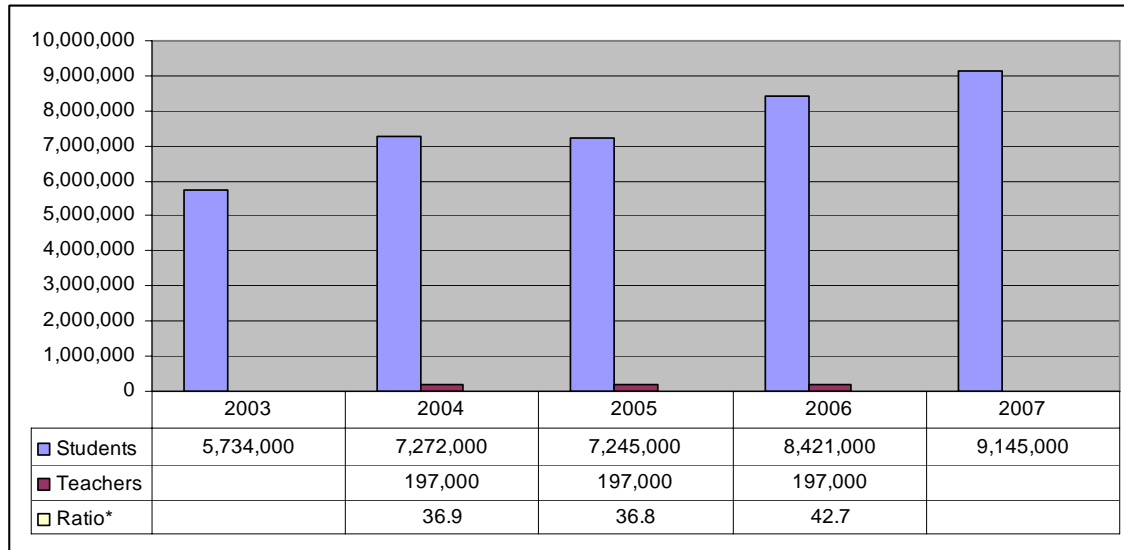
NOTE: For all provinces except FATA, data comes from the 2007-08 Pakistan Social and Living Measurement Survey. FATA data comes from the 1998 Census.

Primary Enrollment and Teaching Staff in Pakistan, 2003-2007⁴⁸



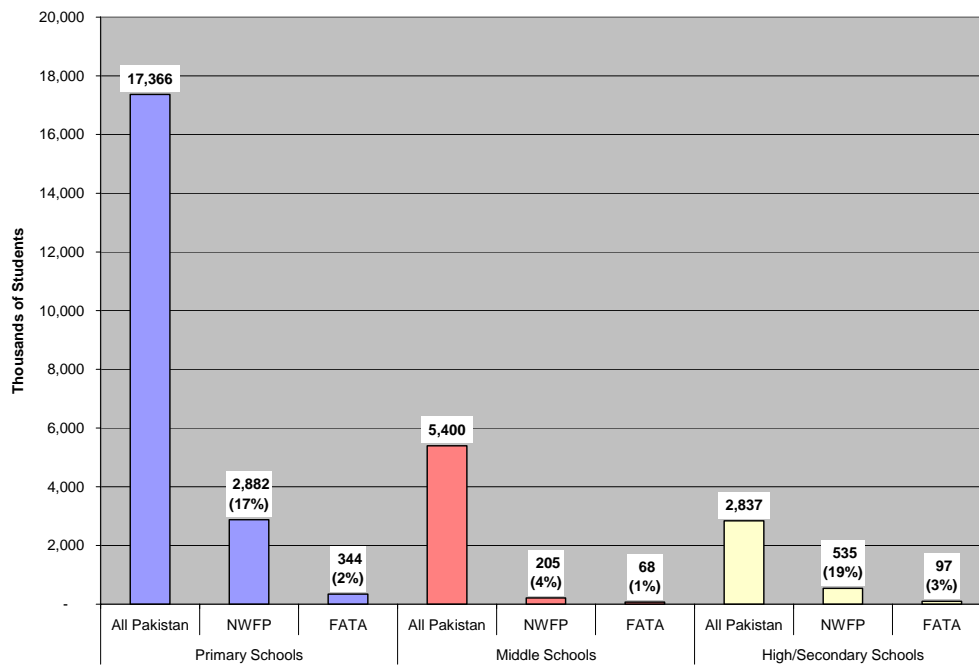
*Number of students per teacher.

Secondary Enrollment and Teaching Staff in Pakistan, 2003-2007 ⁴⁹

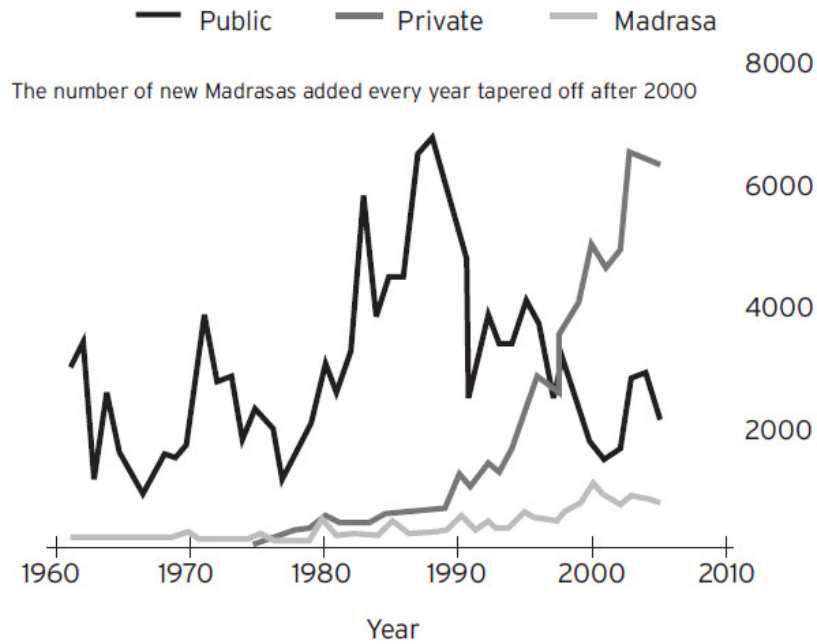


*Number of students per teacher.

Enrollment in Government Schools in Pakistan, Khyber Pakhtunkhwa and FATA ⁵⁰

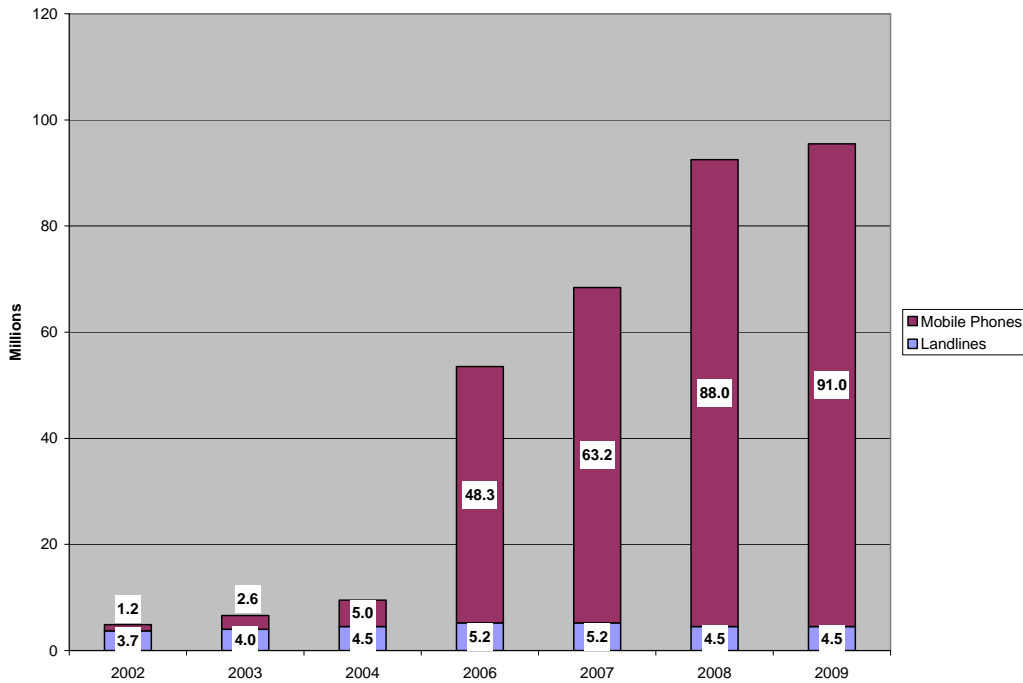


Estimated Growth Rate of Different Types of Schools in Pakistan⁵¹



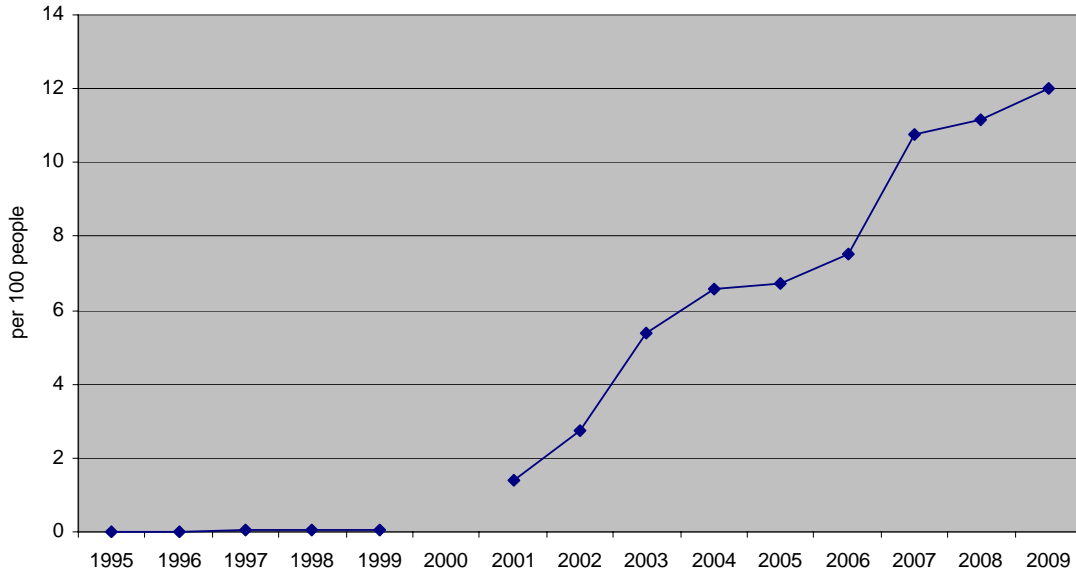
NOTE: As of January 2010, there were an estimated 1,500,000 students attending Madrasas in Pakistan. Graph from “Beyond Madrasas: Assessing the Links Between Education and Militancy in Pakistan”.

Telephones in Use by Type, 2002-2009⁵²



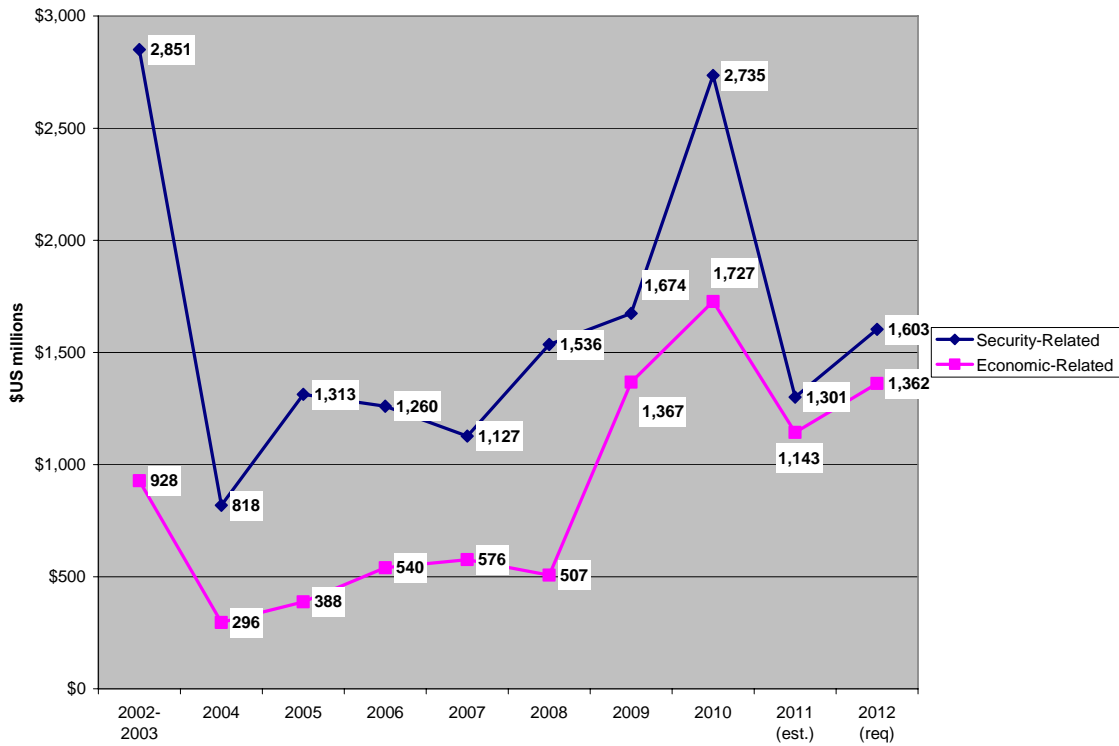
NOTE: Estimates were not available for 2005. Landline figures for 2009 are carried over from 2008 reports.

Internet Users per Every 100 People in Pakistan⁵³



NOTE: Internet users are people with access to the worldwide network.

Direct Overt U.S. Aid and Military Reimbursements to Pakistan, FY 2002-FY 2012⁵⁴



NOTE: As of August 2011. Total continuing resolution funds have not been released on country-specific levels for 2011, so the request is included here.

International Aid Commitments to Pakistan by Source, 2001-2010⁵⁵

Funding Source	Committed (\$ millions)	Disbursed (\$ millions)
ADB (Asian Development Bank)	10,203	7,146
IMF (International Monetary Fund)	8,085	7,914
WB (World Bank)	6,174	4,290
USA	4,238	3,283
China	3,290	857
Japan	1,711	982
UK	1,676	1,177
Pakistan	1,074	100
IDB (Islamic Development Bank)	963	294
Saudi Arabia	824	319
Germany	748	721
European Union (EU)	714	322
Canada	489	301
United Arab Emirates (UAE)	454	103
United Nations (UN)	440	355
Netherlands	379	282
Australia	291	238
Norway	263	199
Kuwait	252	55
France	206	92
International Fund for Agricultural Development	177	127
Turkey	172	131
Italy	144	38
Switzerland	124	93
Sweden	95	64
Organization of Petroleum Exporting Countries Fund	82	28
Oman	64	10
Unspecified	54	23
Aga Khan Foundation (AKF)	53	-
Iran	50	0.1
Denmark	49	39
Spain	47	44
Global Environment Facility (GEF)	38	30
Finland	36	34
Globally Mobilized UN Non-Core Assistance	34	34
India	31	0.5
Qatar	30	30
South Korea	22	0.2
Belgium	19	17
Rotary International	14	14
47 additional commitments	212	198
TOTAL	44,021	29,985

NOTE: Based on the data provided, it appears that the contribution attributed to Pakistan refers to domestic funds allocated to aid projects.

International Aid Commitments to Pakistan by Type, 2001-2010⁵⁶

Funding Type	Committed (\$ millions)	Disbursed (\$ millions)	Expended (\$ millions)
Loan	30,971	21,584	N/A
Grant	12,054	8,349	N/A
Gov of Pakistan Financed	996,212	51	N/A
TOTAL	44,021	29,985	7,992

International Aid Commitments to Pakistan by Dedicated Province or District, 2001-2010⁵⁷

Province or District	Committed (\$ millions)	Disbursed (\$ millions)	Expended (\$ millions)
Country Wide	21,769	16,475	3,114
Khyber Pakhtunkhwa	5,995	3,932	1,724
Punjab	5,305	3,362	646
AJK (Azad, Jammu and Kashmir)	3,055	1,832	664
Sindh	2,908	1,781	565
Balochistan	1,592	1,065	549
FATA	1,042	537	356
Unallocated	932	406	163
To be specified	840	242	9.3
Federal Capital Territory (Islamabad)	478	255	130
Gilgit-Baltistan	104	98	71
TOTAL	44,021	29,985	7,992

International Aid Commitments to Pakistan by Sector, 2001-2010⁵⁸

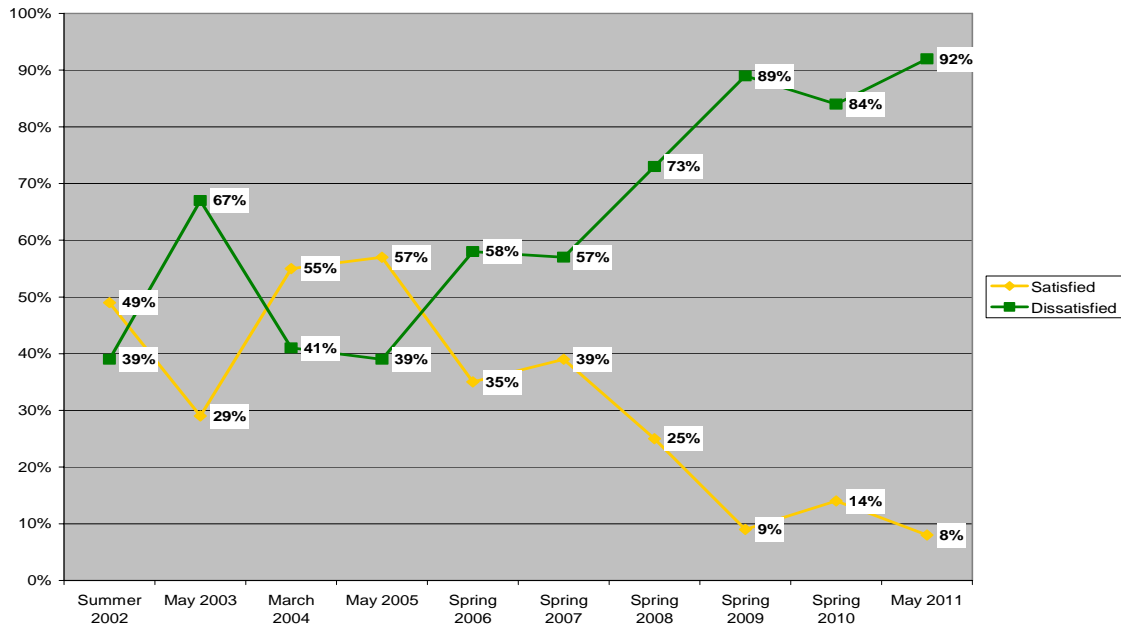
Sector	Committed (\$ millions)	Disbursed (\$ millions)
Balance of Payments / Budgetary Support	11,933	11,528
Energy Generation	5,267	1,379
Transport	3,925	1,607
Crisis Prevention and Disaster Reduction	3,648	2,248
Education	2,658	1,874
Banking, Finance and Insurance	2,445	1,741
Health and Nutrition	2,195	1,675
Governance	1,805	1,482
Rural Development	1,725	1,102
Agriculture and Livestock	1,699	1,052
Housing and Construction	1,389	993
Social Welfare	1,077	772
Food Assistance	948	941
Unallocated	602	294
Water and Sanitation	593	611
Trade	403	65
Gender and Women Development	384	184
Urban Development	380	97
To be specified	310	13
Environment and Natural Resources	188	115
Tourism, Culture and Youth Affairs	108	7.5
Science and Technology	100	0.6
Population Welfare	81	74
Industrial Development	51	36
Oil and Gas	50	50
Employment & Income Generation	41	27
Information Technology and Telecommunication	16	16
TOTAL	44,021	29,985

POLLING & PUBLIC OPINION

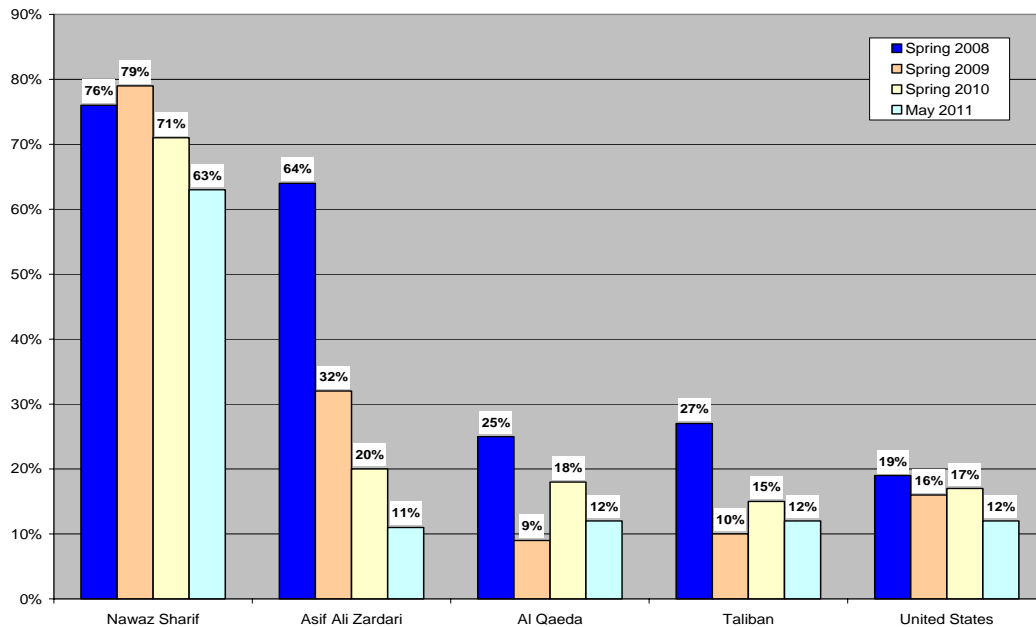
Pakistani Public Opinion: Support for Campaign Against Extremists Wanes⁵⁹

The Pew Global Attitudes Project
(1,251 adults from throughout the country were interviewed)

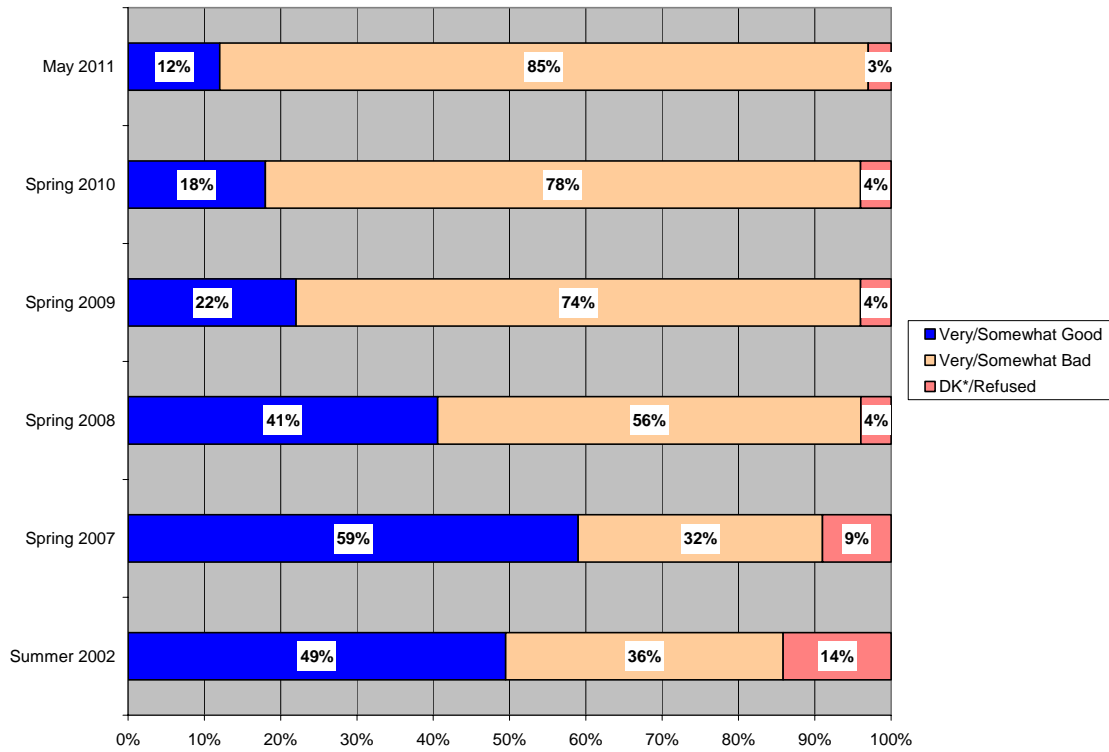
QUESTION: Are you satisfied or dissatisfied with the way things are going in Pakistan today?



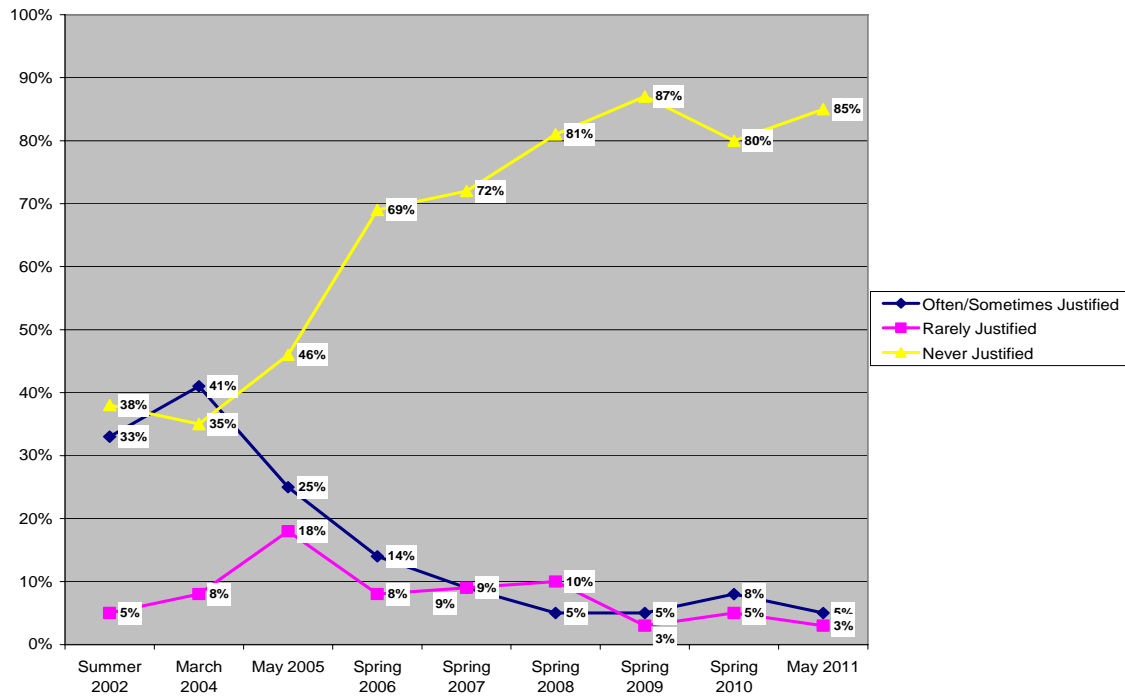
Favorability ratings of various political leaders, entities and the United States



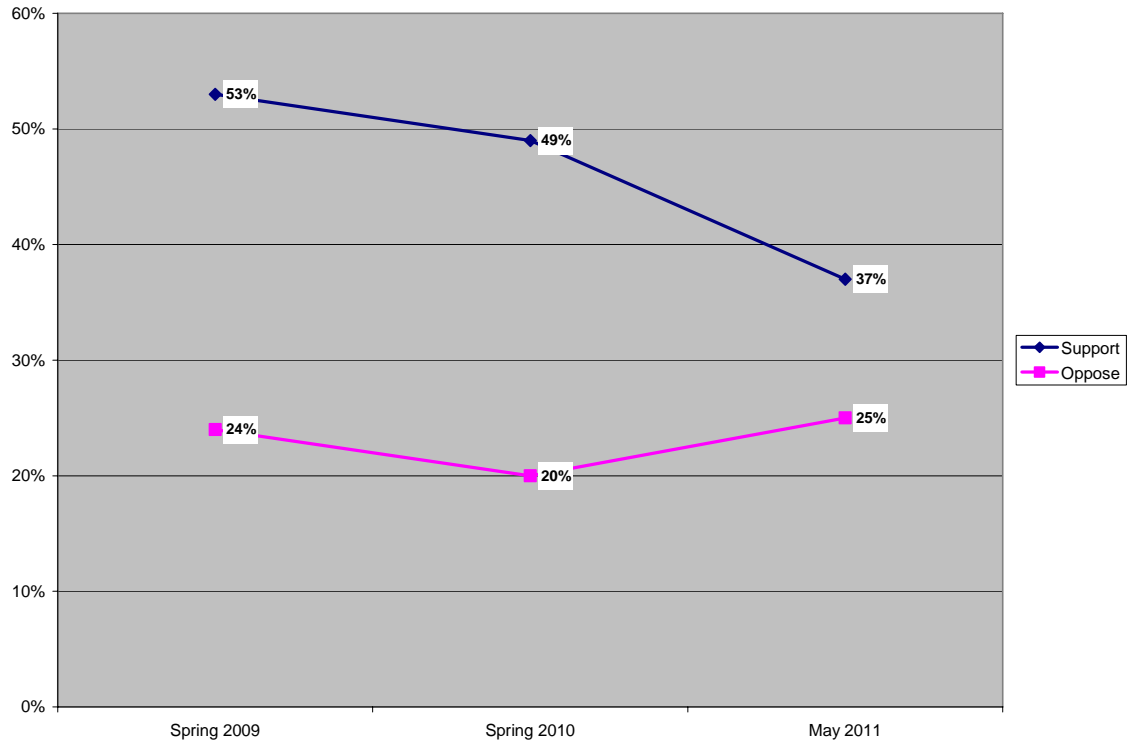
QUESTION: How would you describe the economic situation in Pakistan?



QUESTION: Do you feel that suicide bombing and other forms of violence against civilian targets are justified in order to defend Islam from its enemies? (Asked to Muslims only)



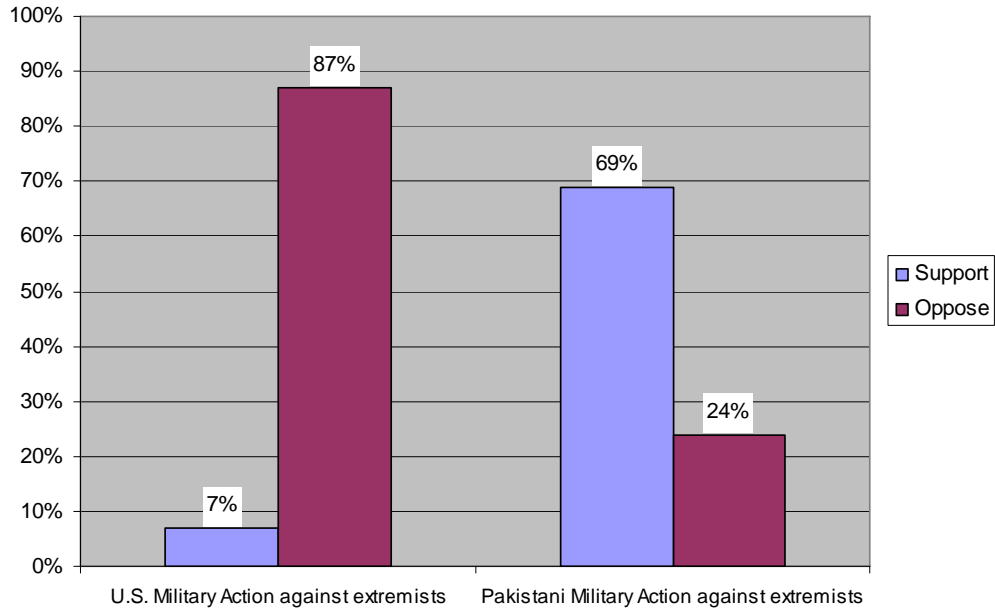
QUESTION: Do you support or oppose using the Pakistani army to fight extremist groups in the Federally Administered Tribal Areas and Khyber Pakhtunkwa?



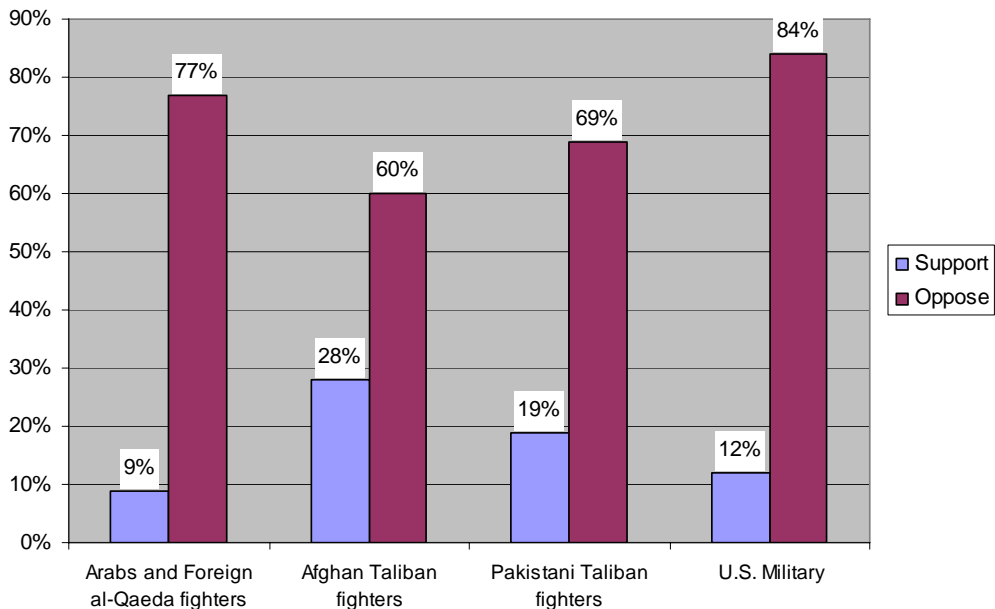
Public Opinion in Pakistan's Tribal Regions⁶⁰

New America Foundation/Terror Free Tomorrow – Released September 2010
(1,000 adults from throughout the Federally Administered Tribal Areas were interviewed)

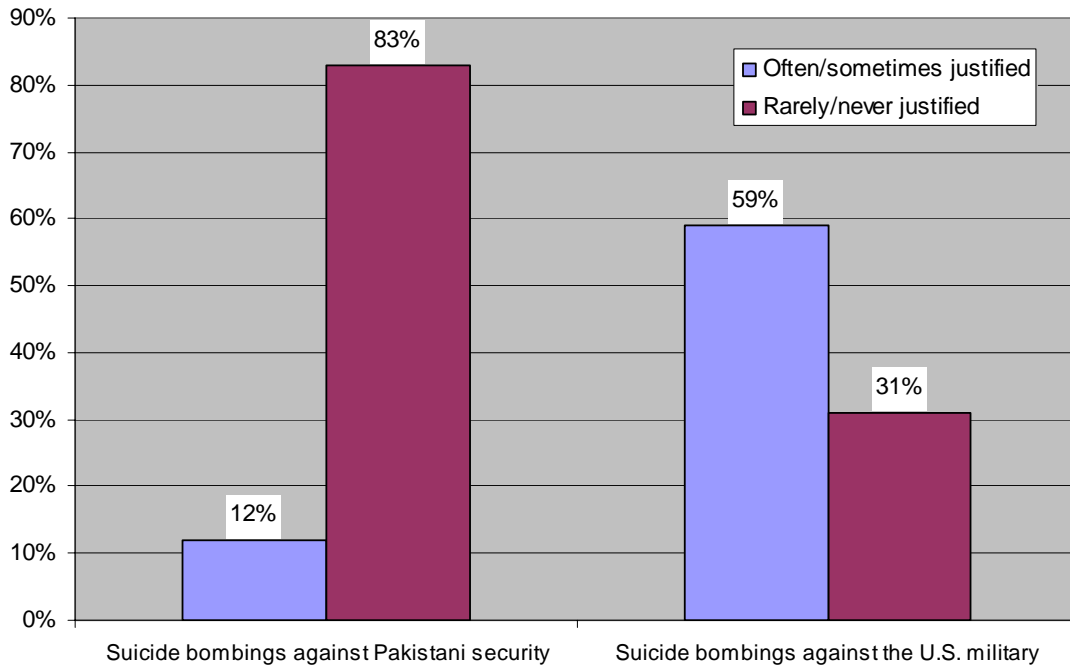
FATA Residents who Support or Oppose Military Action against Al-Qaeda and Taliban in their Region



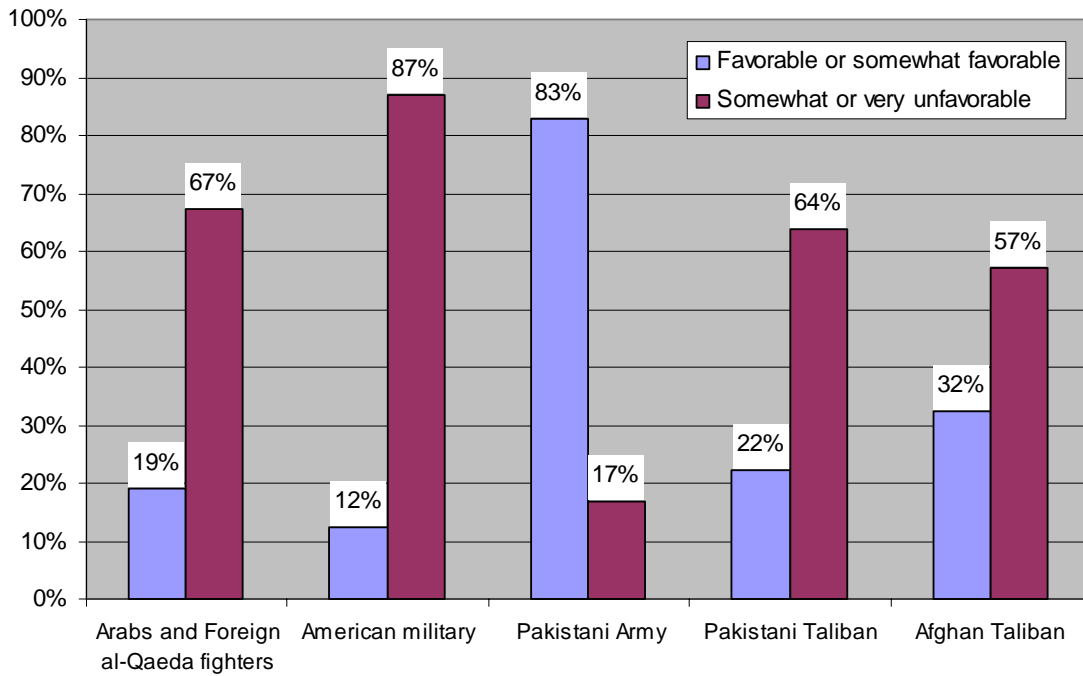
FATA Residents who Support or Oppose the Presence of Various Entities inside FATA



Suicide Bombings against Various Targets



Opinion of Various Groups and Entities



- ¹ Pakistan Institute for Peace Studies, "Pakistan Security Report", October 2008 (and subsequent monthly reports). Accessed at: http://san-pips.com/index.php?action=reports&id=psr_1
- ² Ibid. Jane Perlez, "Karachi Turns Deadly Amid Pakistan's Rivalries", *The New York Times*, November 19, 2010.
- ³ Pak Institute for Peace Studies, "PIPS Security Report 2006", "PIPS Security Report 2007", "Pakistan Security Report 2008". Accessed at: http://san-pips.com/index.php?action=ra&id=psr_list_1 Pakistan Institute for Peace Studies, "Pakistan Security Report", January 2009 (and subsequent monthly reports). Accessed at: http://san-pips.com/index.php?action=reports&id=psr_1
- ⁴ Pak Institute for Peace Studies, "PIPS Security Report 2006", "PIPS Security Report 2007", "Pakistan Security Report 2008". "Pakistan Security Report 2009", Accessed at: http://san-pips.com/index.php?action=ra&id=psr_list_1 Pakistan Institute for Peace Studies, "Pakistan Security Report", January 2009 (and subsequent monthly reports). Accessed at: http://san-pips.com/index.php?action=reports&id=psr_1 Aryana Institute for Regional Research and Advocacy (AIRRA), "Suicide Attacks in Pakistan 2002-2008". Accessed at: <http://www.airra.org/surveysandstatistics/SuicideAttacksinpak2002-2008.php> Mohammed Nafees, "Data on Military, Drone and Militant Operations: Part I". Accessed at: <http://www.airra.org/surveysandstatistics/MILITARYAGAINSTMILITANCY1&2.pdf>
- ⁵ Sameer Lalwani, "Pakistani Capabilities for a Counterinsurgency Campaign: A Net Assessment", *New America Foundation*, September 2009. Accessed at: http://www.newamerica.net/publications/policy/pakistani_capabilities_counterinsurgency_campaign_net_assessment
- ⁶ David E. Sander and Mark Mazzetti, "New Estimate of Strength of Al Qaeda is Offered", *New York Times*, July 1, 2010. Author estimates based on discussions with administration officials, June 2011. President Barack Obama, "Full Speech: Obama on Afghanistan Troop Withdrawal", ABC News, June 22, 2011. Accessed at: <http://abcnews.go.com/Politics/transcript-obama-afghanistan-troop-withdrawal-full-speech/story?id=13906420>
- ⁷ General Abbas, Inter Services Public Relations, Pakistan, "Pak Army's Contributions", unclassified briefing slides, March 16, 2010. Michael O'Hanlon, Ian Livingston and Heather Messera, "States of Conflict - An Update", *New York Times*, September 12, 2010. The White House, "Report on Afghanistan and Pakistan", March 2011. Accessed at: <http://abcnews.go.com/images/Politics/UNCLASS%20Report%20on%20Afghanistan%20and%20Pakistan.pdf>
- ⁸ International Institute of Strategic Studies, "The Military Balance 2009", *Routledge Press*, January 2009, p. 353 (and previous editions). *The World Factbook 2004*, Chapter on Pakistan. Washington, DC: Central Intelligence Agency, 2004. International Institute of Strategic Studies, "The Military Balance 2010", *Routledge Press*, February 2010, p. 367 International Institute of Strategic Studies, "The Military Balance 2011", *Routledge Press*, April 2011, p. 263
- ⁹ Bill Roggio and Alexander Mayer, "Analysis: A look at US airstrikes in Pakistan through September 2009", *The Long War Journal*, October 1, 2009. Accessed at: http://www.longwarjournal.org/archives/2009/10/analysis_us_airstrik.php. Bill Roggio and Alexander Mayer, "Analysis: US air campaign in Pakistan heats up", *The Long War Journal*, January 5, 2010. Accessed at: http://www.longwarjournal.org/archives/2010/01/analysis_us_air_camp.php. "At least six killed in two drone attacks in North Waziristan", *DAWN Media Group*, January 1, 2010. "US drone attack kills five in North Waziristan", *DAWN Media Group*, January 4, 2010. Pazir Gul, "Taliban base hit twice by drones; 17 killed", *DAWN Media Group*, January 7, 2010. "US drone strike kills five in Waziristan: officials", *DAWN Media Group*, January 8, 2010. "Drone strike kills four in North Waziristan", *DAWN Media Group*, January 9, 2010. Ismail Khan, "Drone attack targets Hakeemullah Mehsud", *DAWN Media Group*, January 14, 2010. Bill Roggio and Alexander Mayer, "Charting the data for US airstrikes in Pakistan, 2004-2010", *The Long War Journal*, January 14, 2010. Accessed at: <http://www.longwarjournal.org/pakistan-strikes.php>.
- ¹⁰ Ibid.
- ¹¹ Ibid.
- ¹² Peter Bergen and Katherine Tiedemann, "Revenge of the Drones", *New America Foundation*, October 19, 2009. Accessed at: http://www.newamerica.net/publications/policy/revenge_drones. Peter Bergen and Katherine Tiedemann, "The Year of the Drone: An Analysis of U.S. Drone Strikes in Pakistan, 2004-2010", February 24, 2010. Accessed at: <http://counterterrorism.newamerica.net/drones>.
- ¹³ General Abbas, Inter Services Public Relations, Pakistan, "Pak Army's Contributions", unclassified briefing slides, March 16, 2010.
- ¹⁴ Ibid.
- ¹⁵ Ibid.
- ¹⁶ Shuja Nawaz, "Learning by Doing: The Pakistan Army's Experience with Counterinsurgency", *Atlantic Council*, February 2011. Accessed at: http://acus.org/files/publication_pdfs/403/020111_ACUS_Nawaz_PakistanCounterinsurgency.pdf
- ¹⁷ Committee to Protect Journalists, "Journalists Killed in Pakistan". Accessed at: <http://www.cpi.org/killed/asia/pakistan/>
- ¹⁸ United Nations Office for the Coordination of Humanitarian Affairs (OCHA), "Pakistan Humanitarian Update, Issue 1", October 16, 2009 (and subsequent reports). Accessed at: <http://www.reliefweb.int/>. Internal Displacement Monitoring Center, "Internally Displaced Persons in Pakistan", Country Page. Accessed at: [http://www.internal-displacement.org/8025708F004CE90B/\(http:InfoFiles\)/D927619B0A8659BB802570A7004BDA56?OpenDocument](http://www.internal-displacement.org/8025708F004CE90B/(http:InfoFiles)/D927619B0A8659BB802570A7004BDA56?OpenDocument). Internal Displacement Monitoring Centre, "Returns continue in some areas but comprehensive IDP policy needed", *Norwegian Refugee Council*, May 31, 2011, p. 4. Accessed at: [http://www.internal-displacement.org/8025708F004BE3B1/\(http:InfoFiles\)/688A668D7EF0915AC12578A10047C22C/\\$file/Pakistan_Overview_May2011.pdf](http://www.internal-displacement.org/8025708F004BE3B1/(http:InfoFiles)/688A668D7EF0915AC12578A10047C22C/$file/Pakistan_Overview_May2011.pdf).
- ¹⁹ "UN says floods affect 1 million Pakistanis", *Associated Press*, July 30, 2010. Daud Khattak, "Pakistanis Struggle to Survive as Flooding Overwhelms Villages", *Radio Free Europe / Radio Liberty*, August 6, 2010. Provincial Disaster Management Authority of Pakistan, "Situation update", August 10, 2010. Chris Brummitt, "UN chief: Never seen anything like Pakistan Floods", *Associated Press*, August 15, 2010. Alex Rodriguez, "U.N. chief says Pakistan flooding is epic, urges aid for victims", *Los Angeles Times*, August 15, 2010. United Nations Office for the Coordination of Humanitarian Affairs, "Pakistan Monsoon Floods Situation Report 23", September 9, 2010. Accessed at: [http://reliefweb.int/rw/RWFiles2010.nsf/FilesByRWDocUnidFilename/VVOS-895NZ2-full_report.pdf/\\$File/full_report.pdf](http://reliefweb.int/rw/RWFiles2010.nsf/FilesByRWDocUnidFilename/VVOS-895NZ2-full_report.pdf/$File/full_report.pdf). United Nations Pakistan, "Floods in Pakistan Factsheet", September 17, 2010. Accessed at: [http://reliefweb.int/rw/RWFiles2010.nsf/FilesByRWDocUnidFilename/VDUX-89DQZE-full_report.pdf/\\$File/full_report.pdf](http://reliefweb.int/rw/RWFiles2010.nsf/FilesByRWDocUnidFilename/VDUX-89DQZE-full_report.pdf/$File/full_report.pdf). UNICEF Pakistan, "Flood Relief and Early Recovery: Fortnightly Situation Report, December 8, 2010. Accessed at: [http://reliefweb.int/rw/rwb.nsf/db900sid/MUMA-8BY9UV/\\$File/full_report.pdf](http://reliefweb.int/rw/rwb.nsf/db900sid/MUMA-8BY9UV/$File/full_report.pdf). International Federation of Red Cross and Red Crescent Societies, "Pakistan: Monsoon Flash Floods", Operations Update, November 10, 2010. Accessed at: [http://reliefweb.int/rw/rwb.nsf/db900sid/MDCS-8BYE34/\\$File/full_report.pdf](http://reliefweb.int/rw/rwb.nsf/db900sid/MDCS-8BYE34/$File/full_report.pdf).
- ²⁰ United Nations Office for the Coordination of Humanitarian Affairs (OCHA), "Pakistan Humanitarian Update #2", October, 30, 2009 (and subsequent reports). Accessed at:

<http://unportal.un.org.pk/sites/UNPakistan/HC/OCHA%20Situation%20Reports/Pakistan%20Humanitarian%20Update%20No.%202%20-%2030%20October%202009.pdf>

²¹ United Nations High Commissioner for Refugees, "Asylum applications lodged in industrialized countries: Levels and trends, 2000-2002", March 11, 2003 and subsequent reports. Accessed at: <http://www.unhcr.org/cgi-bin/texis/vtx/search?page=&comid=4146b6fc4&cid=49aea93aba&keywords=Trends>

²² General Abbas, Inter Services Public Relations, Pakistan, "Pak Army's Contributions", unclassified briefing slides, March 16, 2010.

²³ *The World Factbook 2009*, Chapter on Pakistan. Washington, DC: Central Intelligence Agency, 2009.

²⁴ NationMaster.com, Pakistani People statistics, 2010. Accessed at: <http://www.nationmaster.com/red/country/pk-pakistan/people&all=1>

²⁵ World Bank Statistical Database, Pakistan Country Page. Accessed at: <http://data.worldbank.org/country/pakistan>

²⁶ Government of NWFP Finance Department, "White Paper 2009-10", June 17, 2009, p. 35. Accessed at: <http://www.nwfp.gov.pk/nwfpgov/Gov/WhitePaper2009-10.pdf>

²⁷ National Assembly of Pakistan official website. Accessed at: <http://www.na.gov.pk/intro.htm>

²⁸ Pakistani Senate official website. Accessed at: <http://www.senate.gov.pk/>

²⁹ Press Freedom Index 2007, compiled by "Reporters Without Borders" and released October 16, 2007. Accessible at: http://www.rsf.org/article.php3?id_article=24025

³⁰ Transparency International Annual CPI reports accessed at: http://www.transparency.org/policy_research/surveys_indices/cpi

³¹ Klaus Schwab, "The Global Competitiveness Report, 2009-10", *World Economic Forum*, p. 248 (and previous reports). Accessed at: <http://www.weforum.org/en/media/publications/CompetitivenessReports/index.htm>. Klaus Schwab, "The Global Competitiveness Report, 2010-2011", *World Economic Forum*, p. 266 (and previous reports). Accessed at:

http://www3.weforum.org/docs/WEF_GlobalCompetitivenessReport_2010-11.pdf. Klaus Schwab, "The Global Competitiveness Index 2011-12 rankings", *World Economic Forum*. Accessed at:

http://www3.weforum.org/docs/WEF_GCR_CompetitivenessIndexRanking_2011-12.pdf

³² International Monetary Fund, "World Economic Outlook", April 2009, p. 195. Accessed at:

<http://www.imf.org/external/pubs/ft/weo/2009/01/index.htm>. International Monetary Fund, "World Economic Outlook", April 2010, p. 160. Accessed at: <http://www.imf.org/external/pubs/ft/weo/2010/01/pdf/text.pdf>

³³ Asian Development Bank, "Asian Development Outlook 2009", p. 210. Accessed at:

<http://www.adb.org/Documents/Books/ADO/2009/ado2009.pdf>. Asian Development Bank, "Asian Development Outlook 2011", p. 251. Accessed at: <http://www.adb.org/documents/books/ado/2011/ado2011-statisticalappendix.pdf>.

³⁴ Asian Development Bank, "Key Indicators 2009", August 2009, p. 172. Accessed at:

http://www.adb.org/Documents/Books/Key_Indicators/2009/pdf/Key-Indicators-2009.pdf. International Monetary Fund, "World Economic Outlook", April 2010 (and subsequent updates), Electronic Database. Accessed at: <http://www.imf.org/external/datamapper/index.php>

³⁵ Asian Development Bank, "Asian Development Outlook 2003", p. 98. Accessed at:

http://www.adb.org/Documents/Books/ADO/2003/update/stat_appendix.pdf. (and subsequent updates). Asian Development Bank, "Asian Development Outlook 2011", p. 256. Accessed at: <http://www.adb.org/documents/books/ado/2011/ado2011-statisticalappendix.pdf>.

³⁶ Asian Development Bank, "Key Indicators 2009", August 2009, p. 180-181. Accessed at:

http://www.adb.org/Documents/Books/Key_Indicators/2009/pdf/Key-Indicators-2009.pdf

³⁷ Asian Development Bank, "Key Indicators 2009", August 2009, p. 226-227. Accessed at:

http://www.adb.org/Documents/Books/Key_Indicators/2009/pdf/Key-Indicators-2009.pdf. Asian Development Bank, "Key Indicators 2010", August 2010, p. 213-214. Accessed at: http://www.adb.org/Documents/Books/Key_Indicators/2010/pdf/Key-Indicators-2010.pdf

³⁸ Board of Investment -- Government of Pakistan, "Pakistan Economy: Foreign Investment", 2010. Accessed at:

<http://www.pakboi.gov.pk/foreign-invest.htm>,

http://investinpakistan.pk/portal/index.php?option=com_content&view=article&id=180&Itemid=137

³⁹ Ibid.

⁴⁰ World Bank Statistical Database, Pakistan Country Page. Accessed at: <http://data.worldbank.org/country/pakistan>

⁴¹ "Reforming Pakistan's Civil Service", International Crisis Group, February 2010. Accessed at:

<http://crisisgroup.org/en/regions/south-asia/pakistan/185-reforming-pakistans-civil-service.aspx>

⁴² International Finance Corporation, World Bank Statistical Database. Accessed at: <http://data.worldbank.org/country/pakistan>

⁴³ Government of Pakistan Planning and Development Department, "FATA Sustainable Development Plan: 2006-2015", p. 147.

Accessed at: <http://www.fata.gov.pk/downloads/sdp.pdf>

⁴⁴ Government of Pakistan Planning and Development Department, "FATA Sustainable Development Plan: 2006-2015", p. 38.

Accessed at: <http://www.fata.gov.pk/downloads/sdp.pdf>

⁴⁵ Khawar Ghuman, "Education to be allocated seven percent of GDP", *Dawn*, September 10, 2009.

⁴⁶ United Nations Educational, Scientific and Cultural Organization, "EFA Global Monitoring Report 2010", Oxford University Press, p. 442. Accessed at: <http://www.unesco.org/en/efareport/reports/2010-marginalization/>

⁴⁷ Pakistan Ministry of Finance, "Pakistan Economic Survey 2008-09", p. 159. Accessed at:

<http://www.finance.gov.pk/admin/images/survey/chapters/10-Education09.pdf>

⁴⁸ United Nations Educational, Scientific and Cultural Organization, "EFA Global Monitoring Report 2010", Oxford University Press (and previous reports). Accessed at: <http://www.unesco.org/en/efareport/reports/>

⁴⁹ Ibid.

⁵⁰ Government of Pakistan Planning and Development Department, "FATA Sustainable Development Plan: 2006-2015", p. 25.

Accessed at: <http://www.fata.gov.pk/downloads/sdp.pdf> Government of NWFP Finance Department, "White Paper 2009-10", June

17, 2009, p. 5. Accessed at: <http://www.nwfp.gov.pk/nwfpgov/Gov/WhitePaper2009-10.pdf> Pakistan Ministry of Finance,

"Pakistan Economic Survey 2008-09", p. 166. Accessed at: [http://www.finance.gov.pk/admin/images/survey/chapters/10-](http://www.finance.gov.pk/admin/images/survey/chapters/10-Education09.pdf)

[Education09.pdf](http://www.finance.gov.pk/admin/images/survey/chapters/10-Education09.pdf)

⁵¹ Griff White, "Poor schooling slows anti-terrorism effort in Pakistan", *The Washington Post*, January 17, 2010. Rebecca Winthrop and Corinne Graff, "Beyond Madrasas: Assessing the Links Between Education and Militancy in Pakistan", The Brookings Institution, June 2010, p. 18. Accessed at:

http://www.brookings.edu/~media/Files/rc/papers/2010/06_pakistan_education_winthrop/06_pakistan_education_winthrop.pdf

-
- ⁵² *The World Factbook 2009*, Chapter on Pakistan. Washington, DC: Central Intelligence Agency, 2009 (and previous editions).
- ⁵³ International Telecommunication Union, World Bank Statistical Database. Accessed at: <http://data.worldbank.org/country/pakistan>
- ⁵⁴ K. Alan Kronstadt, "Direct Overt U.S. Aid and Military Reimbursements to Pakistan, FY2002-FY2010", *Congressional Research Service*, August 2009 (and subsequent updates). Accessed at: <http://www.fas.org/sgp/crs/row/pakaid.pdf>
- ⁵⁵ Pakistan Development Assistance Database (DAD). Accessed at: <http://www.dadpak.org/dad/rc?sessionId=124948383056797>
- ⁵⁶ Ibid.
- ⁵⁷ Ibid.
- ⁵⁸ Ibid.
- ⁵⁹ The Pew Global Attitudes Project, "Pakistani Public Opinion: Growing Concerns about Extremism, Continuing Discontent with the U.S.", *Pew Research Center*, August 13, 2009. Accessed at: <http://pewglobal.org/reports/display.php?ReportID=265>. The Pew Global Attitudes Project, "Concern About Extremist Threat Slips in Pakistan", *Pew Research Center*, July 29, 2010. Accessed at: <http://pewglobal.org/2010/07/29/concern-about-extremist-threat-slips-in-pakistan/>. The Pew Global Attitudes Project, "Support for Campaign Against Extremists Wanes", *Pew Research Center*, June, 21 2011. Accessed at: <http://pewglobal.org/2011/06/21/u-s-image-in-pakistan-falls-no-further-following-bin-laden-killing/>.
- ⁶⁰ Peter Bergen, Patrick K. Doherty and Ken Ballen, "Public Opinion in Pakistan's Tribal Regions", *New America Foundation and Terror Free Tomorrow*, September 28, 2010. Accessed at: http://counterterrorism.newamerica.net/publications/policy/public_opinion_in_pakistan_s_tribal_regions